



ગુજરાત અંબુજા કો-ઓપરેટીવ બેંક લિ.

(સ્થાપના તા. ૨-૮-૧૯૯૯)

૨૫મો

વાર્ષિક અહેવાલ

૨૦૨૩-૨૪



હેડ ઓફિસ :

૧-૨-૩, નવરંગ ટાવર, પહેલો માળ,
સતાધાર ચાર રસ્તા પાસે, સોલા રોડ, ઘાટલોડિયા, અમદાવાદ-૩૮૦ ૦૬૧.

૯૩૨૮૩૫૧૬૦૦, ૯૩૨૮૩૫૨૧૩૫, (૦૭૯) ૪૦૩૨૧૧૨૯, ૨૭૪૯૫૮૫૨

gm.gacb@ambujabank.com, it.info@ambujabank.com

www.ambujabank.com





ગુજરાત અંબુજા કો-ઓપરેટીવ બેંક લિ.

બોર્ડ ઓફ ડિરેક્ટર્સ

◆ શ્રી અમિતભાઈ અંબાલાલ પટેલ	ચેરમેન	મો. ૯૦૯૯૯૮૪૫૬૩
◆ શ્રી સૌમિલભાઈ નરસિંહભાઈ પટેલ	વાઇસ ચેરમેન	મો. ૯૭૨૬૩૩૩૩૯૯
◆ શ્રી બાબુભાઈ નારણભાઈ પટેલ	ડિરેક્ટર	મો. ૯૮૨૪૮૪૩૬૩૦
◆ શ્રી જયંતિભાઈ મૂલચંદભાઈ પટેલ	ડિરેક્ટર	મો. ૯૮૨૫૦૫૧૩૬૦
◆ શ્રી હરીશચંદ્ર દલપતભાઈ પરમાર	ડિરેક્ટર	મો. ૯૮૨૫૩૩૩૧૯૬
◆ શ્રીમતી મીનાબેન મનુભાઈ પટેલ	ડિરેક્ટર	મો. ૯૫૩૭૧૮૯૭૪૬
◆ શ્રી મોહનભાઈ શંભુદાસ પટેલ	ડિરેક્ટર	મો. ૯૮૨૫૦૦૭૦૧૯
◆ શ્રી ધ્રુવ ગોપાલભાઈ પટેલ	ડિરેક્ટર	મો. ૯૪૨૬૪૧૮૫૩૧
◆ શ્રી નિતિનભાઈ ઇશ્વરભાઈ પટેલ	ડિરેક્ટર	મો. ૯૮૨૫૧૧૩૮૫૦
◆ શ્રી ડાહ્યાભાઈ જોષીતારામ પટેલ	ડિરેક્ટર	મો. ૯૭૨૭૭૪૦૮૭૦
◆ શ્રી પ્રગ્નેશ દિનેશભાઈ પટેલ	ડિરેક્ટર	મો. ૯૮૯૮૩૫૭૫૭૨
◆ શ્રી અનિશ આશિષભાઈ પટેલ	ડિરેક્ટર	મો. ૮૫૧૧૦૧૧૩૮૯
◆ શ્રીમતી જાગૃતિબેન શૈલેષભાઈ પટેલ	ડિરેક્ટર	મો. ૯૯૦૯૯૪૯૬૨૫
◆ શ્રી અમૃતભાઈ હિરાભાઈ પટેલ	પ્રોફે. ડિરેક્ટર	મો. ૯૪૨૮૦૧૮૧૨૫
◆ શ્રી ભરતભાઈ કે. મહેતા	પ્રોફે. ડિરેક્ટર	મો. ૯૮૨૪૧૬૫૭૭૯

બોર્ડ ઓફ મેનેજમેન્ટ

◆ શ્રી ધ્રુવ જી. પટેલ	ચેરમેન	મો. ૯૪૨૬૪૧૮૫૩૧
◆ શ્રી અમિતભાઈ એ. પટેલ	સભ્ય	મો. ૯૦૯૯૯૮૪૫૬૩
◆ શ્રી સૌમિલભાઈ એન. પટેલ	સભ્ય	મો. ૯૭૨૬૩૩૩૩૯૯
◆ શ્રી એ. આઈ. પટેલ	સભ્ય	મો. ૯૪૨૮૪૧૩૦૨૩
◆ શ્રી સુચિતકુમાર ડી. પટેલ	સભ્ય	મો. ૯૨૭૫૦૪૮૪૯૧
◆ શ્રી જગમોહન આર. પટેલ	સભ્ય	મો. ૯૮૭૯૫૬૦૨૪૪

સિનિયર મેનેજમેન્ટ

◆ શ્રી અમૃતભાઈ એચ. પટેલ મો. ૯૮૯૮૪૧૧૦૪૧	ચીફ એક્ઝિક્યુટિવ ઓફિસર (હેડ ઓફિસ, અમદાવાદ)	◆ શ્રી શાંતિલાલ આઈ. પટેલ મો. ૯૮૨૪૯૩૨૯૯૮	જનરલ મેનેજર (હેડ ઓફિસ, અમદાવાદ)
◆ શ્રી વિનયભાઈ એચ. પટેલ મો. ૯૯૭૯૯૬૧૦૫૫	આસી. જનરલ મેનેજર (ગોતા શાખા, અમદાવાદ)	◆ શ્રી દેવાંગ સી. રાઠોડ મો. ૯૪૦૯૨૪૬૭૮૭	મેનેજર આઈ.ટી. (હેડ ઓફિસ, અમદાવાદ)
◆ શ્રી અમૃતભાઈ બી. પટેલ મો. ૯૯૧૩૭૭૦૫૪૩	બ્રાન્ચ મેનેજર (સોલા રોડ શાખા, અમદાવાદ)	◆ શ્રી દિનેશભાઈ આર. પટેલ મો. ૯૯૧૩૩૦૫૪૮૫	બ્રાન્ચ મેનેજર (ઓટવ શાખા, અમદાવાદ)
◆ શ્રી જિગરભાઈ એચ. પટેલ મો. ૯૪૨૯૭૧૯૦૦૯	બ્રાન્ચ મેનેજર (મોટેરા રોડ શાખા, મહેસાણા)	◆ શ્રી પ્રવીણભાઈ સી. પટેલ મો. ૯૯૨૫૪૮૮૮૯૮	બ્રાન્ચ મેનેજર (રાધનપુર રોડ શાખા, મહેસાણા)



ગુજરાત અંબુજા કો.-ઓપ. બેંક લિ.

Bank Details

RBI License No. & Date UBD.GUJ.001 P – 05.07.1999	Registration No. & Date 30308/1998 – 05.08.1998	Commencement of Business 02.08.1999
PAN No. AAAAG0646D	GST No. 24AAAAG0646D1ZC	TAN No. AHMG01218A
BRS Code 086822	LEI Number 335800AB651FZT1G8W60	DICGC Code UCCBGJ00192
IFS Code GSCBOUGACBL	DEAF Scheme – 2014 Code 0648 (Sponsor Bank : 0155, GSC Bank Ltd.)	Bank Code 852
Provident Fund Code GJAHD0052586	Area of Operation The boundaries of the Ahmedabad, Gandhinagar, Mehsana and Patan District.	

Branch Network

Sola Road Branch 1-2-3 Navrang Tower, Satadhar Char Rasta, Sola Road, Ahmedabad - 380061. Ph. 079-40321129, 9328350182 Advances Mo. 9328350515 Email : solaroadbranch@ambujabank.com	IFS C : GSCB0UGAC02 RBI License No. & Date : UBD.GUJ.001 P, 05.07.1999 MICR Code : 380852002 Branch Opening Date : 02.08.1999 Professional Tax No. : PRC016460001
Odhav Branch Ridham Complex, Near Odhav Fire Station, GIDC Odhav, Ahmedabad – 382415 Ph. 079-22875424, 9328350252 Email : odhavbranch@ambujabank.com	IFSC : GSCB0UGAC03 RBI License No. & Date : UBD.AH / 807, 15.10.2012 MICR Code : 380852003 Branch Opening Date : 22.01.2013 Professional Tax No. : PRC016460001
Modehera Road Branch 27-28-29 Kanku Complex, Ground Floor, Opp. Welcome Party Plot, Modhera Road, Mehsana – 384002 Ph. 9328350468 Email : mehsanabbranch@ambujabank.com	IFSC : GSCB0UGAC04 RBI License No. & Date : UBD.AH / 905, 21.05.2015 MICR Code : 384852001 Branch Opening Date : 10.08.2015 Professional Tax No. : 04040930173
Gota Branch 201-202-203 First Floor, Block – G, Shayona Tilak Residency, Vande Mataram Road, Gota, Ahmedabad – 382481 Ph. 079-46005001 Email : gotabbranch@ambujabank.com	IFSC : GSCB0UGAC05 RBI License No. & Date : UBD.AH / 909, 04.06.2015 MICR Code : 380852004 Branch Opening Date : 16.09.2015 Professional Tax No. : PRC016460001
Radhanpur Road Branch No. 1 to 5, Ground Floor, Prathna Platina, Opp. Shaktidhara Society, Radhanpur Road, Mehsana – 384002 Ph. 9328350642 Email : rrb.mehsana@ambujabank.com	IFSC : GSCB0UGAC06 RBI License No. & Date : DCBS.AH / 1021, 22.08.2017 MICR Code : 384852002 Branch Opening Date : 22.09.2017 Professional Tax No. : 04040930173



ગુજરાત અંબુજા કો.-ઓપ. બેંક લિ.

Performance of Branches

(1) Deposits, Advances and NPA

(Rs. in lakh)

	Financial Year	Sola Road	Odhav	Modhera Road-Mehsana	Gota	Radhanpur Road-Mehsana	Total
Deposits	2020-21	9494.19	1010.69	1013.26	537.04	1190.71	13245.88
	2021-22	10365.51	1005.57	1114.62	645.25	1344.79	14475.74
	2022-23	10479.76	1067.46	1476.44	674.31	1630.78	15328.76
	2023-24	11080.79	1240.88	1783.49	675.26	1703.89	16484.30
Advances	2020-21	3866.79	1045.98	1459.17	600.57	673.48	7646.00
	2021-22	3786.39	968.43	1384.29	589.60	763.60	7492.31
	2022-23	4689.03	1318.86	1832.30	464.57	774.30	9079.07
	2023-24	4115.70	1344.20	1969.90	670.31	933.93	9034.04
N.P.A.	2020-21	35.13	-	57.06	-	-	92.19
	2021-22	26.40	-	66.01	-	-	92.41
	2022-23	23.33	-	46.76	7.68	-	77.77
	2023-24	21.28	17.51	45.01	-	-	83.80

(2) Income, Expenditur and Profit / Loss

	Financial Year	Head Office	Sola Road	Odhav	Modhera Road-Mehsana	Gota	Radhanpur Road-Mehsana	Total
Income	2020-21	155.16	723.65	124.40	159.73	65.18	98.82	1326.93
	2021-22	202.02	761.19	106.84	163.27	77.46	107.24	1418.03
	2022-23	76.26	974.76	112.52	167.66	72.09	126.52	1529.81
	2023-24	101.97	887.79	138.64	210.87	92.49	144.31	1576.07
Expenditure	2020-21	34.39	672.86	95.79	105.91	66.32	97.27	1072.54
	2021-22	71.62	694.21	84.72	123.11	69.98	103.05	1146.69
	2022-23	50.99	694.12	87.51	123.20	74.59	117.45	1147.87
	2023-24	42.02	723.39	121.66	159.71	80.79	138.74	1266.30
Gross Profit	2020-21	120.77	50.79	28.61	53.82	-1.15	1.55	254.40
	2021-22	130.40	66.98	22.12	40.16	7.48	4.19	271.34
	2022-23	25.27	280.63	25.01	44.46	-2.50	9.07	381.94
	2023-24	59.95	164.40	16.98	51.17	11.69	5.57	309.77

	Financial Year	Gross Profit	Add : Provision Written Back	Less : Provisions Made	Net Profit
Net Profit	2020-21	254.40	0.00	96.00	158.40
	2021-22	271.34	0.00	126.00	145.34
	2022-23	381.94	0.00	224.00	157.94
	2023-24	309.77	157.00	135.00	331.77

રપમી વાર્ષિક સાધારણ સભાની નોટિસ

આથી બેન્કના સર્વે સભાસદોને જાણ કરવામાં આવે છે કે આપણી બેન્કની રપમી વાર્ષિક સાધારણ સભા તા. ૧૨-૦૬-૨૦૨૪ને બુધવારે સવારે ૧૦-૩૦ કલાકે બેન્કની બાજુમાં આવેલ સન-એન-સ્ટેપ ક્લબ, સોલા રોડ, અમદાવાદ ખાતે નીચે દર્શાવેલ કામકાજ માટે રાખવામાં આવેલ છે. તો સર્વે સભાસદોને સમયસર હાજર રહેવા વિનંતી.

કાર્યસૂચિ

- (૧) તા. ૧૩-૦૬-૨૦૨૩ના રોજ મળેલ છેલ્લી વાર્ષિક સાધારણ સભાની કાર્યવાહી વાંચનમાં લઈ બહાલી આપવા બાબત.
- (૨) તા. ૩૧-૦૩-૨૦૨૪ના રોજ પુરા થતા નાણાકીય વર્ષ માટે બોર્ડ ઓફ ડિરેક્ટર્સ તરફથી રજૂ થયેલ કામકાજનો અહેવાલ, ઓડિટેડ સરવૈયું તથા નફા-નુકસાનના હિસાબો મંજૂર કરવા બાબત.
- (૩) બોર્ડ ઓફ ડિરેક્ટર્સે કરેલ ભલામણ મુજબ ડિવિડન્ડ અને નફાની વહેંચણી મંજૂર કરી જાહેર કરવા બાબત.
- (૪) વર્ષ ૨૦૨૩-૨૪ના સ્ટેચ્યુટરી ઓડિટરના રિપોર્ટની નોંધ લેવા બાબત.
- (૫) વર્ષ ૨૦૨૪-૨૫ માટે બેંકના હિસાબ તપાસવા RBI ની માર્ગદર્શિકા મુજબ સ્ટેચ્યુટરી ઓડિટરની નિયુક્તિ કરવા તથા મહેનતાણું નક્કી કરવા બાબત.
- (૬) CEO ની નીમણુંકની નોંધ લેવા બાબત.
- (૭) અધ્યક્ષશ્રીની અનુમતીથી અન્ય કોઈ બાબત રજૂ થાય તો તેના ઉપર વિચારણા કરી નિર્ણય લેવા બાબત.

સ્થળ : અમદાવાદ

તા. ૨૩-૦૫-૨૦૨૪

બોર્ડ ઓફ ડિરેક્ટર્સના આદેશથી

અમૃતભાઈ એચ. પટેલ

સી. ઈ. ઓ.

ખાસ સૂચના

- (૧) કોરમના અભાવે સભા મુલત્વી રહેશે તો તે જ દિવસે અડધા કલાક બાદ ફરીથી તે જ સ્થળે તે જ કામકાજ માટે મળશે, જેમાં કોરમનો બાધ ગણાશે નહિં.
- (૨) જે સભાસદોને બેન્કના વાર્ષિક હિસાબો અંગે વધુ માહિતી જોઈતી હોય અગર પૂછપરછ કરવી હોય તેમણે સામાન્ય સભાની તારીખથી સાત દિવસ અગાઉ બેન્કમાં લેખિત માંગણી મોકલી આપવાની રહેશે, જેથી માંગણીની શક્ય વિગતો અધ્યક્ષશ્રીની મંજૂરી મળેથી સભામાં રજૂ કરી શકાય.
- (૩) સહકારી કાયદામાં થયેલ સુધારા અનુસાર અને બેંકના પેટા કાયદા મુજબ બેંકના દરેક સભાસદે બેંકની એક સેવા લેવી ફરજિયાત હોવાથી બેંકના દરેક સભાસદ / સભાસદ પેઢીઓને વિનંતી છે કે તેઓ આપણી બેંકમાં બચત / ચાલુ ખાતું ખોલાવે.
- (૪) રિઝર્વ બેન્કના આદેશ અનુસાર દરેક સભાસદના KYC સંબંધિત પુરાવા લેવાનું ફરજિયાત છે. આથી સભાસદોને KYC સંબંધિત પુરાવા બેંકમાં જમા કરવા વિનંતી.
- (૫) જે સભાસદોએ નોમિનીની નોંધ ના કરાવેલ હોય તેવા સર્વ સભાસદોને બેન્કના રેકોર્ડમાં નોમિનીની વિગતની નોંધ કરાવી લેવા વિનંતી.
- (૬) સભાસદોને તેઓના ઈ-મેઈલ તથા મોબાઈલ નંબરની બેંકમાં નોંધણી કરાવવા વિનંતી. જેથી ભવિષ્યમાં અગત્યની માહિતી ઈલેક્ટ્રોનિક માધ્યમ થી ઝડપથી મોકલી શકાય.



ચેરમેનશ્રીનું નિવેદન

માનનીય સભાસદ ભાઈઓ અને બહેનો,

આપણી બેંકની ૨૫મી વાર્ષિક સાધારણ સભામાં આપ સૌને આવકારતા આનંદ અને ગૌરવની લાગણી અનુભવું છું. આપણી બેંકને તા. ૦૨-૦૮-૨૦૨૪ના રોજ ૨૫ વર્ષ પૂર્ણ થશે. આમ આ વર્ષ આપણી બેંકનું ૨૫મું વર્ષ, સિલ્વર જ્યુબીલી વર્ષ હોવાથી. આ નિમીત્તે દરેક સભાસદને ૧૦ ગ્રામ ચાંદીનો સીકો આપવાની બોર્ડ ઓફ ડાયરેક્ટર્સ ભલામણ કરેલ છે. જેને આપ સર્વની મંજૂરીની અપેક્ષા છે બોર્ડ ઓફ ડાયરેક્ટર્સ વતી તા. ૩૧-૦૩-૨૦૨૪ના રોજ પૂરા થયેલા હિસાબો, અહેવાલ અને બેંકે કરેલ પ્રગતિ આપ સૌ સમક્ષ રજૂ કરતાં આનંદની લાગણી અનુભવું છું. બેંકિંગ ક્ષેત્રમાં પ્રવર્તતી વ્યાજદરોની તીવ્ર હરીફાઈ વચ્ચે આપણી બેંકે પ્રગતિ અને વિકાસની દિશામાં અવિરત આગેકૂચ ચાલુ રાખી છે તેમાટે આપણા થાપણદારો, માનવંતા સભાસદો, શુભચિંતકોનો અતૂટ વિશ્વાસ, બોર્ડ ઓફ ડાયરેક્ટર્સની સુસંચાલીત પદ્ધતિ તથા બેંકના કર્મચારીઓએ સસ્મિત પુરી પાડેલ સેવાઓ પાયામાં રહેલી છે. આપણી બેંકનું વર્ષ ૨૦૨૩-૨૪નું સ્ટેચ્યુટરી ઓડિટ, સી.એ. કિરણ એન્ડ પ્રદિપ એસોસિએટ્સ (FRN - 112577W) ધ્વારા થયેલ છે. જેમાં બેંકને ઓડિટ વર્ગ 'અ' મળેલ છે.

➤ **શેર ભંડોળ ₹ ૫૮૦.૨૧ લાખ :**

તારીખ ૩૧.૦૩.૨૦૨૩ના રોજ બેંકનું ભરપાઈ થયેલ શેર ભંડોળ ₹ ૫૬૫.૦૬ લાખ હતું તેમાં વર્ષ દરમ્યાન ₹ ૧૫.૧૫ લાખનો વધારો થયેલ છે આમ વર્ષને અંતે શેર ભંડોળ ₹ ૫૮૦.૨૧ લાખ થયેલ છે અને બેંકના સભાસદોની સંખ્યા ૫૨૭૯ થયેલ છે.

➤ **થાપણો ₹ ૧૬૪૮૪.૩૧ લાખ :**

તારીખ ૩૧.૦૩.૨૦૨૩ના રોજ બેંકની કુલ ડિપોઝીટ ₹ ૧૫૩૨૮.૭૬ લાખ હતી. વર્ષ દરમ્યાન ડિપોઝીટમાં ₹ ૧૧૫૫.૫૫ લાખનો વધારો થયેલ છે અને વર્ષ આખરે તા. ૩૧.૦૩.૨૦૨૪ના રોજ કુલ ડિપોઝીટ ₹ ૧૬૪૮૪.૩૧ લાખ થયેલ છે. જે ૭.૫૪% જેટલો વધારો દર્શાવે છે. જે બેંકીંગ ઈન્ડસ્ટ્રીઝ ના ગ્રોથની સરખામણીમાં બરાબર જણાયેલ છે.

➤ **થાપણોનો વીમો :**

બેંકના થાણદારોની ₹ ૫,૦૦,૦૦૦/- સુધીની થાપણો વિમાથી સુરક્ષિત રાખવા માટે દર છ માસે ભરવાની થતી વિમા પ્રિમિયમની રકમ, ડીપોઝીટ ઈન્સ્યોરન્સ એન્ડ ક્રેડિટ ગેરંટી કોર્પોરેશન ઓફ ઈન્ડિયા, મુંબઈને, સમસયર મોકલી આપેલ છે. આમ બેંકના થાપણદારોની ₹ ૫,૦૦,૦૦૦/- સુધીના થાપણો વિમાથી સુરક્ષિત છે.

➤ **ધિરાણો ₹ ૯૦૩૪.૦૪ લાખ :**

તારીખ ૩૧.૦૩.૨૦૨૩ના રોજ કુલ ધિરાણ ₹ ૯૦૭૯.૦૭ લાખ હતું. વર્ષ દરમ્યાન ધિરાણમાં ₹ ૪૫.૦૩ લાખનો ઘટાડો થયેલ છે અને વર્ષ આખરે તારીખ ૩૧.૦૩.૨૦૨૪ના રોજ કુલ ધિરાણ ₹ ૯૦૩૪.૦૪ થયેલ છે. આમ ધિરાણમાં વર્ષ દરમ્યાન ૦.૫૦%નો ઘટાડો થયેલ છે. તારીખ ૩૧.૦૩.૨૦૨૪ના રોજ પ્રાયોરીટી સેક્ટર ધિરાણ ₹ ૭૨૧૫.૩૪ લાખ છે. જે કુલ ધિરાણના ૭૯.૮૬% થાય છે. જ્યારે વિકર સેક્શનનું ધિરાણ ₹ ૧૪૧૮.૬૦ લાખ છે, જે કુલ ધિરાણના ૧૫.૭૦% થાય છે. બેંકે તેના કાર્યક્ષેત્રના વિસ્તાર સાથે સંકળાયેલા જરૂરિયાતમંદ સભાસદ ગ્રાહકોની તેમના ધંધાના વિકાસ માટે ધિરાણની જરૂરિયાતને પહોંચી વળવા સંનિષ્ઠ પ્રયત્નો કરેલ છે.

➤ **બેંકના ડાયરેક્ટર્સને ધિરાણ :**

આપણી બેંકના કોઈપણ ડાયરેક્ટરે પોતાના નામે કે રિઝર્વ બેંકની વ્યાખ્યામાં આવતા તેમના સગા-સબંધીને નામે બેંકમાંથી તેમની પોતાની FDR ની સામે ઓવરડ્રાફ્ટ સિવાય અન્ય કોઈ પણ પ્રકારનું ધિરાણ લીધેલ નથી અને રિઝર્વ બેંકના આદેશોનું સંપૂર્ણપણે પાલન કરેલ છે.

➤ **મૂડી પર્યાપ્તતાનો ગુણોત્તર (Capital Adequacy Ratio) ૧૮.૫૧% :**

મૂડી પર્યાપ્તતાનો ગુણોત્તર - બેંકિંગ ક્ષેત્રમાં બેંકની સદ્ધરતાનો માપદંડ છે. રિઝર્વ બેંક નક્કી કરેલ લઘુત્તમ ૧૨% ગુણોત્તરની સામે ચાલુ વર્ષે ગુણોત્તર ૧૮.૫૧% રહેલ છે. જે બેંકની સદ્ધરતા દર્શાવે છે.

➤ **રિઝર્વ ફંડ અને અન્ય ભંડોળ :**

બેંકનું પોતાનું ભંડોળ તા. ૩૧-૦૩-૨૦૨૪ના રોજ ₹ ૧૩૮૭.૬૨ લાખ રહેવા પામેલ છે.

➤ **નફો :**

તા. ૩૧.૦૩.૨૦૨૪ના રોજ પુરા થતા વર્ષનો નફો નીચે પ્રમાણે છે.

અ.નં.	વર્ષ ૨૦૨૩-૨૦૨૪ની કુલ આવક, ખર્ચ અને ચોખ્ખો નફો	
૧	કુલ આવક	₹ ૧૫,૭૬,૦૬,૪૬૧-૦૦
૨	કુલ ખર્ચ (જોગવાઈઓ સાથે)	₹ ૧૪,૦૧,૨૯,૮૪૨-૮૪
૩	ચોખ્ખો નફો (આવકવેરા પછી)	₹ ૧,૭૪,૭૬,૫૧૮-૦૬
૪	પ્રોવિઝન પરત	₹ ૧,૫૭,૦૦,૦૦૦-૦૦
૫	વહેંચણી પાત્ર ચોખ્ખો નફો (૩ + ૪)	₹ ૩,૩૧,૭૬,૫૧૮-૦૬

➤ **નફાની ફાળવણી :**

આ વર્ષે બેંકે રૂ. ૧,૭૪,૭૬,૫૧૮.૦૬ નફો કરેલ છે. જે ગઈ સાલની સરખામણીમાં ૧૦.૬૫%નો વધારો થયેલ છે. આમ ચાલુ સાલનો નફો તેમજ પ્રોવિઝન રૂ. ૧૫૭.૦૦ લાખ પરત સાથે કુલ વહેંચણી પાત્ર ચોખ્ખો નફો રૂ. ૩૩૧.૭૭ કરેલ છે. જેની બેંકના બોર્ડ ઓફ ડિરેક્ટર્સ નીચે મુજબ ફાળવણીની ભલામણ કરેલ છે. જેને આપ સર્વની મંજૂરીની અપેક્ષા છે.

અ.નં.	વિગત	રકમ ₹ (૨૦૨૩-૨૪)
(૧)	રિઝર્વ ફંડ	૮૭,૯૫,૦૪૬-૭૦
(૨)	શેર ભંડોળ પર ડિવિડન્ડ (સૂચિત-૧૦%)	૫૭,૧૫,૮૪૧-૦૦
(૩)	શિક્ષણ ફંડ	૨,૦૦,૦૦૦-૦૦
(૪)	ચેરિટી ફંડ	૬,૬૩,૫૩૦-૩૬
(૫)	સ્ટાફ વેલફેર ફંડ	૧,૦૦,૦૦૦-૦૦
(૬)	સભાસદ હિતવર્ધત ફંડ	૫,૦૦,૦૦૦-૦૦
(૭)	મકાન ફંડ	૬૪,૨૫,૦૦૦-૦૦
(૮)	બેડ રેસ્ટ ફંડ	૪૯,૭૭,૦૦૦-૦૦
(૯)	ઇન્વેસ્ટમેન્ટ ફલ્કચ્યુએશન રિઝર્વ	૫૩,૦૦,૦૦૦-૦૦
(૧૦)	સાઈબર સિક્યોરિટી ફંડ	૫,૦૦,૦૦૦-૦૦
	કુલ ચોખ્ખો નફો	૩,૩૧,૭૬,૫૧૮-૦૬

➤ **ડિવિડન્ડ ૧૦% :**

બેંકના ભરપાઈ થયેલ શેર ભંડોળ ઉપર ચાલુ વર્ષે બોર્ડ ઓફ ડિરેક્ટર્સે સભાસદોને ૧૦% ડિવિડન્ડ આપવા ભલામણ કરેલ છે, આપ તેને બહાલી આપશો તેવી આશા છે.

➤ **નોન પરફોર્મિંગ એસેટ્સ (NPA) અને પ્રોવિઝન :**

આપણી બેંકનું તા. ૩૧.૦૩.૨૦૨૩ ના રોજ ₹ ૭૭.૭૭ લાખનું NPA હતું. જેમાં વર્ષ દરમિયાન ₹ ૩૧.૭૭ લાખનો ઘટાડો થયેલ છે અને ₹ ૩૭.૮૦ લાખનું નવું NPA થયેલ છે આમ NPA માં એકંદરે ₹ ૬.૦૩ લાખનો વધારો થયેલ છે. આથી વર્ષ આખરે તા. ૩૧.૦૩.૨૦૨૪ના રોજ ₹ ૮૩.૮૧ લાખનું NPA રહેલ છે, જે કુલ ધિરાણના ૦.૮૩% થાય છે જ્યારે નેટ NPA ૦.૦૦% છે. આમ RBI ની માર્ગદર્શિકા મુજબ ₹ ૮૩.૮૧ લાખના NPA સામે ₹ ૨૫.૩૫ લાખનું પ્રોવિઝન કરવાનું થાય છે જેની સામે બેંકે ₹ ૨૩૦.૪૯ લાખનું પ્રોવિઝન કરેલ છે.



➤ **સેવાકીય પ્રવૃત્તિઓ :**

બેંકે આ વર્ષે રિઝર્વ બેંકના નિયમને આધીન રહી સિવિલ હોસ્પિટલ, અમદાવાદ ખાતે આવેલ ઈન્સ્ટીટ્યુટ ઓફ કિડની ડિસિઝ એન્ડ રીસર્ચ સેન્ટરને ₹ ૮૦,૦૦૦/-નું દાન કરેલ છે.

➤ **કરકસરભર્યો વહીવટ :**

બેંકિંગ ક્ષેત્રે ચાલી રહેલ ગળાકાપ હરીફાઈને લીધે બેંકની નફાકારકતા પર સતત દબાણ આવી રહ્યું છે. આવી પરિસ્થિતિમાં બોર્ડ ઓફ ડિરેક્ટર્સની જાગૃતતા, સ્વચ્છ અને કરકસરભર્યા વહીવટને લીધે બેંકની નફાકારકતા જળવાઈ રહેલ છે.

➤ **સભાસદ સહાય યોજના :**

બેંકે તેની સામાજિક જવાબદારીના ભાગરૂપે તમામ સભાસદોને વિશેષ લાભ આપવાના ઉદ્દેશથી ₹ ૧.૦૦ લાખની પર્સનલ એક્સીડન્ટ વિમાની પોલિસી લીધેલ છે અને સભાસદોને અકસ્માત વિમાકવચ પૂરું પાડેલ છે.

➤ **પ્રધાનમંત્રી વિમા યોજના :**

બેંકે પ્રધાનમંત્રી જીવન જ્યોત વિમા યોજના અને પ્રધાનમંત્રી સુરક્ષા વિમા યોજનામાં જોડાયેલ છે આ વર્ષે બેંકના ૧૩૯ ખાતેદારોને વડાપ્રધાન જીવન જ્યોત યોજનામાં અને પ્રધાનમંત્રી સુરક્ષા વિમા યોજનામાં ૨૨૪ ખાતેદારોને સામેલ કરવામાં આવેલ છે અને સુરક્ષા વિમાકવચ પુરું પાડેલ છે.

➤ **લોકર્સ સેવા :**

આપણી બેંકની ચાર શાખાઓ (૧) સોલા રોડ (૨) ઓઢવ (૩) મોઢેરા રોડ, મહેસાણા (૪) ગોતા માં લોકર્સની સુવિધા ઉપલબ્ધ છે. આ સેવાનો લાભ લેવા વિનંતી છે. વધુમાં જણાવવાનું કે RBI ની માર્ગદર્શિકા મુજબ તમામ લોકર્સ ધારકોએ નવું લોકર એગ્રીમેન્ટ કરવાનું છે. આથી જે લોકર ધારકોએ નવું એગ્રીમેન્ટ કરેલ ન હોય તેઓએ જે તે શાખાનો સંપર્ક કરી નવું એગ્રીમેન્ટ કરી લેવું.

➤ **ઈ-સ્ટેમ્પીંગ સુવિધા :**

રાજ્ય સરકારશ્રીએ આપણી બેંકને ઈ-સ્ટેમ્પીંગ વેન્ડર તરીકેની માન્યતા આપેલ છે તે પ્રમાણે ઈ-સ્ટેમ્પીંગની સેવા સોલા રોડ, અમદાવાદ શાખા પૂરી પાડે છે.

➤ **આધુનિક ટેકનોલોજી અને ઝડપી સેવા :**

બેંકના ગ્રાહકોને આધુનિક ટેકનોલોજીથી ઝડપી સેવાઓ મળી રહે તે માટે નીચેની સેવાઓ ઉપલબ્ધ કરાવેલ છે.

- ◆ મોબાઈલ એપ્લિકેશન દ્વારા RTGS, NEFT, IMPS થી ફંડ ટ્રાન્સફર કરી શકાય છે.
- ◆ ખાતાના ટ્રાન્ઝેક્શન નેટ બેન્કીંગ થી જોઈ શકાય છે.
- ◆ UPI થી તમામ પ્રકારના બીલની ચુકવણી તેમજ અન્ય ઓનલાઈન પેમેન્ટ કરી શકાય છે. (જે માટે આપણી બેંકનું ખાતુ ડેબીટ કાર્ડથી BHIM, Paytm, PhonePe, Gpay જેવી એપ્લિકેશન પર લીંક કરી શકાય છે.)
- ◆ Misscalled થી ખાતાનું બેલેન્સ જાણી શકાય છે. (મો. ૯૯૨ ૧૭૦૮૦૬૦)
- ◆ NACH/ECS ની સેવા થી રીકરીંગ પેમેન્ટ કરી શકાય છે.
- ◆ ગવર્નમેન્ટ પેમેન્ટ તેમજ IT રીફંડ આપણી બેંકના ખાતામાં જમા લઈ શકાય છે.

આથી બેંકના સર્વે સભાસદો તેમજ ખાતેદારોને આ સેવાઓનો લાભ લેવા હું બેંક વતી નમ્ર વિનંતી કરુ છું અને બેંકના ખાતેદારોને વિનંતી કે વધુમાં વધુ ડિજિટલ ચેનલનો ઉપયોગ કરી આપણી બેંકને ડિજિટલ બેંક બનાવવામાં સાથ અને સહકાર આપશો.

➤ **સી. ઇ. ઓ. ની નિમણુંક :**

આપણી બેંકના જનરલ મેનેજરશ્રી શાંતિભાઈ આઈ. પટેલને ૭૦ વર્ષ પુરા થતા હોઈ RBIની ગાઈડ લાઈન મુજબ શ્રી અમૃતભાઈ એચ. પટેલની સી.ઈ.ઓ. તરીકે નિમણુંક કરેલ છે.

➤ **આભાર દર્શન :**

વર્ષ દરમ્યાન બેંકના કાર્યક્ષમ વહિવટમાં તથા બેંકની પ્રગતિના સોપાનો સર કરવામાં મદદરૂપ થનાર સર્વે સભાસદો, થાપણદારો, ગ્રાહકો, ખાતેદારો અને શુભેચ્છકોના અમુલ્ય સાથ અને સહકાર બદલ સૌનો હૃદયપૂર્વક આભાર માનું છું. બોર્ડના મારા તમામ સાથી ડિરેક્ટર મિત્રો તેમજ બોર્ડ ઓફ મેનેજમેન્ટના મિત્રોનો પણ બેંકના સુવ્યવસ્થિત સંચાલન અને વિકાસમાં જે સાથ અને સહકાર મળેલ છે તે બદલ તેઓનો અંતઃકરણપૂર્વક આભાર માનું છું.

બેંકના સુસંચાલન તેમજ વહિવટી બાબતોમાં સમયસર જરૂરી સલાહસૂચન, માર્ગદર્શન પુરું પાડવા બદલ રિઝર્વ બેંક ઓફ ઈન્ડિયા અમદાવાદ રિજિયોનલ ડિરેક્ટરશ્રી, ડિપાર્ટમેન્ટ ઓફ સુપરવિઝનના જનરલ મેનેજર શ્રી તેમજ અધિકારીઓ, ગુજરાત રાજ્યના સહકાર વિભાગના સહકાર કમિશનર અને રજિસ્ટ્રારશ્રી, ગાંધીનગર તેમજ જિલ્લા રજિસ્ટ્રારશ્રી, સહકારી મંડળીઓ (શહેર વિભાગ) અમદાવાદ, ગુજરાત અર્બન બેન્કસ ફેડરેશનના ચેરમેનશ્રી, અમદાવાદ સીટી એન્ડ ડિસ્ટ્રીક્ટ કો-ઓ. બેન્કર્સ એસોસિએશનના પદાધિકારીઓનો હાર્દિક આભાર માનું છું.

બેંકના સી.ઈ.ઓ. શ્રી, જનરલ મેનેજરશ્રી તથા બેંકના તમામ અધિકારીઓ અને કર્મચારીઓએ નિષ્ઠાપૂર્વક પૂરી પાડેલ સેવાઓની નોંધ લઉં છું તેમજ તેમણે ગ્રાહકોને ઝડપી અને વિવેકી સેવાઓ પૂરી પાડવા બદલ તેઓને ધન્યવાદ આપું છું.

આમ આપ સર્વે તરફથી અત્યાર સુધી મળેલ અમુલ્ય સાથ અને સહકાર આવનાર વર્ષોમાં પણ મળતો રહેશે તેવી આશા સાથે આપ સર્વેનો પુનઃ આભાર માની વિરમું છું.

બોર્ડ ઓફ ડિરેક્ટર્સ વતી
અમિતભાઈ એ. પટેલ
ચેરમેન



INDEPENDENT AUDITOR'S REPORT

To,

The Members,

Gujarat Ambuja Co-operative Bank Ltd.

Report on Financial Statements

1. We have audited the accompanying financial statements of **Gujarat Ambuja Co-operative Bank Ltd** ('the Bank') as at 31 March 2024, which comprise the Balance Sheet as at 31 March 2024, and the Profit and Loss Account, and the Cash Flow Statement for the year then ended, and a summary of significant accounting policies and other explanatory information. The returns of all 5 branches certified by Auditors are consolidated in these financial statements.

Management's Responsibility for the Financial Statements

2. Management is responsible for the preparation and fair presentation of the financial statements in accordance with the aforesaid Accounting Standards and in accordance with Banking Regulation Act, 1949 (as applicable to Co. Operative Societies), the Guidelines issued by the Reserve Bank of India, the Registrar of Co Operative Societies, Gujarat, the Gujarat Co Operative Societies Act, 1961 and Gujarat Co Operative Societies Rules, 1965 (as applicable) and generally accepted accounting principles in India so far as applicable to the Bank, and for such internal control as management determines is necessary to enable the preparation of financial statements that are free from material misstatement, whether due to fraud or error.

Auditor's Responsibility

3. Our responsibility is to express an opinion on these financial statements based on our audit. We conducted our audit in accordance with Standards on Auditing issued by the Institute of Chartered Accountants of India. Those Standards require that we comply with ethical requirements and plan and perform the audit to obtain reasonable assurance about whether the financial statements are free from material misstatements. As part of an audit in accordance with SAs, we exercise professional judgment and maintain professional skepticism throughout the audit
4. An audit involves performing procedures to obtain audit evidence about the amounts and disclosures in the financial statements. The procedures selected depend on the auditor's judgment, including the assessment of the risks of material misstatement of the financial statements, whether due to fraud or error. In making those risk assessments, the auditor considers internal control relevant to the Bank's preparation and fair presentation of the financial statements in order to design audit procedures that are appropriate in the circumstances, but not for the purpose of expressing an opinion on effectiveness of the Bank's internal control. An audit also includes evaluating the appropriateness of accounting policies used and the reasonableness of the accounting estimates made by management, as well as evaluating the overall presentation of the financial statements.
5. We believe that the audit evidence we have obtained is sufficient and appropriate to provide a basis for our audit opinion.

6. In our opinion and to the best of our information and according to the explanations given to us, the aforesaid financial statements together with the Notes thereon give a true and fair view in conformity with the accounting principles generally accepted in India:

- a) In the case of the Balance Sheet, of state of affairs of the Bank as at 31st March 2024;
- b) In the case of the Profit and Loss Account, of the **profit**/loss for the year ended on that date; and
- c) In the case of the Cash Flow Statement, of the cash flows for the year ended on that date.

Report on Other Legal & Regulatory Requirements

7. The Balance Sheet and the Profit and Loss Account have been drawn up in Forms “A” and “B” respectively of the Third Schedule to the Banking Regulation Act, 1949 and the provisions of the Gujarat Cooperative Societies Act 1961 and they give the information as required to be given under the law and in conformity with it.

8. We report that:

- a) We have obtained all the information and explanations, which to the best of our knowledge and belief were necessary for the purpose of our audit and have found to be satisfactory.
- b) In our opinion, proper books of account as required by law have been kept by the Bank so far as it appears from our examination of those books and proper returns adequate for the purposes of our audit have been received from the branches.
- c) The transactions of the Bank which have come to our notice have been within the powers of the bank.
- d) The Balance Sheet and Profit & Loss account dealt with by this report are in agreement with the books of accounts and returns.
- e) The accounting standards adopted by bank are consistent with those laid down by accounting principles generally accepted in India so far as applicable to Banks.

9. We further report that for the year under audit, the bank has been awarded “A” classification.

Palce : Ahmedabad

Date : 20/05/2024

For Kiran & Pradip Associates

Chartered Accountants

FRN: 112577W

Pradip Shah (Partner)

M. No.:- 035636

UDIN: - 24035636BKFLFB5982

• • •



BALANCE SHEET AS ON 31.03.2024

(Amount in ₹)

Dt. 31-03-2023	CAPITAL AND LIABILITIES		Dt. 31-03-2024
8,00,00,000.00	1. Capital		8,00,00,000.00
5,65,06,300.00	(1) Authorised Capital 800000 shares of Rs. 100 each		5,80,21,000.00
	(2) Subscribed Capital (Individual) Current Year - 580210 shares of Rs.100 each Previous Year - 565063 shares of Rs.100 each	5,80,21,000.00	5,80,21,000.00
10,49,13,011.61	2. Reserve Fund and Other Reserves		9,56,32,797.82
5,52,92,582.02	(1) Statutory Reserve	5,91,43,368.23	
1,35,75,000.00	(2) Building Fund	76,75,000.00	
9,00,000.00	(3) Dividend Equalisation Fund	9,00,000.00	
1,40,79,760.00	(4) Bad and Doubtful Debts Reserve	1,64,48,760.00	
2,10,65,669.59	(5) Investment Depreciation Reserve	1,14,65,669.59	
3,74,12,979.00	(6) Other Funds and Reserves (to be specified)		4,31,28,979.00
28,93,050.00	(1) Charity Fund	32,09,050.00	
84,41,000.00	(2) Investment Fluctuation Reserve	1,10,41,000.00	
50,00,000.00	(3) Contingency Provision for Standard Assets	55,00,000.00	
61,00,000.00	(4) Contingency Provision for Against N.P.A.	66,00,000.00	
13,96,739.00	(5) Staff Welfare Fund	14,96,739.00	
10,00,000.00	(6) Development & Celebration Fund	10,00,000.00	
20,00,000.00	(7) Contingency Fund	20,00,000.00	
31,09,190.00	(8) Share Holder's Beneficiary Fund	33,09,190.00	
59,73,000.00	(9) Special Reserve Fund (Income Tax)	67,73,000.00	
10,00,000.00	(10) IT Infra Development Provision	15,00,000.00	
5,00,000.00	(11) Cyber Security Fund	7,00,000.00	
0.00	3. Principal/Subsidiary State Partnership Fund Account		0.00
1,53,28,76,016.21	4. Deposit and Other Accounts		1,64,84,30,928.28
1,15,75,63,020.30	(1) Fixed deposits		
0.00	a) Individuals	1,19,78,65,958.30	
0.00	b) Central Co-Op Bank	0.00	
	c) Other Societies	0.00	
25,11,32,015.37	(2) Saving Bank Deposits		
0.00	a) Individuals	30,07,42,236.17	
0.00	b) Central Co-Op Bank	0.00	
	c) Other Societies	0.00	
12,41,80,980.54	(3) Current deposits		
0.00	a) Individuals	14,98,22,733.81	
0.00	b) Central Co-Op Bank	0.00	
	c) Other Societies	0.00	
0.00	5. Borrowings		0.00
0.00	6. Bills for collection		0.00
0.00	7. Branch Adjustments		0.00
1,73,17,08,306.82	Total C/F		1,84,52,13,705.10

BALANCE SHEET AS ON 31.03.2024

(Amount in ₹)

Dt. 31-03-2023	PROPERTY AND ASSETS		Dt. 31-03-2024
1,42,83,915.00	1. Cash		93,24,614.00
	Cash in Hand		
17,03,90,785.45	2. Balances With Other Bank		24,49,34,649.08
8,18,90,785.45	(1) Current Deposits	14,14,14,647.08	
8,85,00,000.00	(2) Fixed Deposits	10,35,20,002.00	
0.00	(3) Saving Bank Deposits	0.00	
0.00	3. Money at CALL and Short Notice		12,50,00,000.00
0.00	(1) H.D.F.C. Bank Ltd.	5,00,00,000.00	
0.00	(2) P.N.B. Gilts Ltd.	1,75,00,000.00	
0.00	(3) S.B.I. DFHI Ltd.	1,75,00,000.00	
0.00	(4) IDBI Bank Ltd.	4,00,00,000.00	
57,31,55,743.59	4. Investments		59,31,61,118.59
57,31,50,593.59	(1) In Central and State Government Security	59,31,55,968.59	
	Face Value Rs. 59,70,00,000.00		
	Market Value Rs. 58,05,21,131.25		
0.00	(2) Other Trustee Securities	0.00	
5,150.00	(3) Shares in Co-Operative Institutions	5,150.00	
0.00	(4) Other Investments	0.00	
0.00	5. Invstement out of the Principal Subsidiary State Partnership Funds		0.00
90,79,06,913.93	6. Advances		90,34,04,077.91
40,55,78,710.80	(1) Short-term loans, cash credits, overdrafts and bills discounted of which secured against:	35,02,55,443.06	
	a) Government and other approved securities Nil		
	b) Other tangible Securities Rs. 34,92,37,125.21		
	c) Without tangible Securities Rs. 10,18,317.85 of which advances amount from		
	(a) Individual Rs. 35,02,55,443.06		
	(b) Overdue Rs. 36,74,815.02		
	(c) Considered Bad Rs. 34,85,209.50 and Doubtful of recovery		
8,61,56,220.95	(2) Medium -Term Loans of which secured against:	16,29,96,607.70	
	a) Government and other approved securities :	Nil	
	b) Other tangible Securities Rs. 15,65,47,055.70		
	c) Without tangible Securities Rs. 64,49,552.00 of which advances amount from		
	(a) Individual Rs. 16,29,96,607.70		
	(b) Overdue Rs. 5,89,904.50		
	(c) Considered Bad Rs. 4,89,906.00 and Doubtful of recovery		
41,61,71,982.18	(3) Long -Term Loans Of which secured against:	39,01,52,027.15	
	a) Government and other approved securities		
1,66,57,37,357.97	Total C/F		1,87,58,24,459.58



BALANCE SHEET AS ON 31.03.2024

(Amount in ₹)

Dt. 31-03-2023	CAPITAL AND LIABILITIES		Dt. 31-03-2024
1,73,17,08,306.82	Total B/F		1,84,52,13,705.10
11,09,621.25	8. Overdue Interests Reserve		19,00,997.00
1,78,945.00	9. Interest Payable		1,15,296.00
4,85,94,290.46	10. Other Liabilities.		1,99,61,569.38
66,819.33	(1) GST Payable	0.00	
6,89,940.00	(2) Unclaimed Dividends	10,07,721.00	
24,32,358.33	(3) Provision For Bonus Expenses	27,32,349.00	
2,64,394.00	(4) Providend Fund Payable	3,06,014.00	
1,03,500.00	(5) Provision For Audit Fee	1,03,500.00	
29,000.00	(6) Provision For Legal & Professional Fee	14,400.00	
22,300.00	(7) Provision For Electricity Bill	26,400.00	
3,485.00	(8) Provision For Telephone Bills	3,685.00	
10,52,985.00	(9) Provision For Franking Stamp Income	0.00	
1,07,00,000.00	(10) Provision For I.T. (A.Y. 2023-24)	0.00	
0.00	(11) Provision For I.T. (A.Y. 2024-25)	77,00,000.00	
11,88,857.00	(12) T.D.S. Payable	14,04,943.00	
91,35,896.00	(13) Payslip Issued	11,09,836.00	
26,03,000.00	(14) Locker Security Deposit	11,31,000.00	
49,050.00	(15) Nominal Member's Fee	31,135.00	
2,01,59,141.00	(16) Sundry Creditors	0.00	
89,364.80	(17) Unclaimed Amount	8,84,756.38	
0.00	(18) Sundry Payable	630.00	
4,200.00	(19) Professional Tax payable	4,200.00	
0.00	(20) Prov. For Silver Jubilee Celebration	35,00,000.00	
0.00	(21) Pro. for Post Courier	1,000.00	
1,57,94,145.79	11. Profit and Loss		
	Profit as per last balance sheet	1,57,94,145.79	
	Less: Appropriations	1,57,94,145.79	
	Add: Profit for the current year (After Income Tax Provision)	3,31,76,518.06	3,31,76,518.06
	Contingent Liabilities		
	Rs. 14,44,026.04 DEAF-Scheme-2014 Payable Rs. 21,69,516.42		
1,79,93,85,309.32	Total		1,90,03,68,085.54

Palce : Ahmedabad
Date : 20/05/2024

Shri Amitbhai A. Patel
Chairman
Shri Saumilbhai N. Patel
Vice Chairman
Shri Amrutbhai H. Patel
C.E.O.

For Kiran & Pradip Associates
Chartered Accountants
FRN: 112577W
Pradip Shah (Partner)
M. No.:- 035636
UDIN:-24035636BKFLFB5982

BALANCE SHEET AS ON 31.03.2024

(Amount in ₹)

Dt. 31-03-2023	PROPERTY AND ASSETS		Dt. 31-03-2024
1,66,57,37,357.97	Total B/F		1,87,58,24,459.58
	b) Other tangible Securities Rs. 39,01,52,027.15		
	c) Without tangible Securities 0.00		
	of which advances amount from		
	(a) Individual Rs. 39,01,52,027.15		
	(b) Overdue Rs. 45,21,716.00		
	(c) Considered Bad Rs. 44,05,302.00		
	and Doubtful of recovery		
98,24,881.25	7. Interest Receivable		1,08,41,439.00
87,15,260.00	(1) On Investment	89,40,442.00	
11,09,621.25	(2) Undebited Interest (N.P.A.)	19,00,997.00	
0.00	8. Bills Receivable		0.00
0.00	9. Branch Adjustment		0.00
4,43,701.50	10. Premises Building (After Depreciation)		3,99,331.35
46,25,800.45	11. Furniture & Fixture (After Depreciation)		45,07,508.28
13,07,216.57	(1) Locker Vault- Cabinet	11,11,134.07	
6,22,120.33	(2) Computer / Software / CCTV	6,23,989.15	
13,66,110.04	(3) Furniture & Fixture	15,73,536.93	
5,93,673.49	(4) Electrical	5,72,670.12	
7,36,680.02	(5) Office Equipment	6,26,178.01	
11,67,53,568.15	12. Other Assets		87,95,347.33
13,530.32	(1) Telephone Deposit	10,087.32	
3,000.00	(2) Locker Deposit MUC Bank	0.00	
16,801.00	(3) UGVCL Deposit for connection	16,801.00	
11,334.00	(4) Advance TDS (Deducted)	4,079.75	
2,63,174.00	(5) Differed Tax Asset	2,93,346.00	
1,07,00,000.00	(6) Adv. IT Paid (A.Y. 2023-24)	0.00	
0.00	(7) Adv. IT Paid (A.Y. 2024-25)	77,00,000.00	
1,631.00	(8) Prepaid Expenses	43,700.00	
49,000.00	(9) Sundry Receivable	0.00	
2,04,512.90	(10) Stationary stock on hand	2,52,516.40	
900.00	(11) Adhesive Stamps on hand	1,500.00	
10,52,98,564.00	(12) Special Adhesive Stamp - Franking	0.00	
0.00	(13) Advance Payment - Insurance	35,381.00	
1,39,680.93	(14) GST Receivable	33,377.97	
41,240.00	(15) Torrent Power LTD Deposit	41,240.00	
10,200.00	(16) E-Stamping	3,54,375.00	
0.00	(17) Comm.ReceivableE-stamp	2,070.39	
0.00	(18) CERSAI Deposits	6,872.50	
0.00	13. Non-Banking Assets Acquired in Satisfaction of Claims		0.00
1,79,73,85,309.32	Total		1,90,03,68,085.54

Shri Mohanbhai S. Patel	Director	Shri Anish A. Patel	Director	Shri Nitinbhai I. Patel	Director
Smt. Minaben M. Patel	Director	Shri Pragnesh D. Patel	Director	Shri Harishchandra D. Parmar	Director
Shri Dahyabhai J. Patel	Director	Shri Babubhai N. Patel	Director	Shri Bharatbhai K. Mehta	Pro. Director
Shri Jayantibhai M. Patel	Director	Smt. Jagrutiben S. Patel	Director	Shri Amrutbhai H. Patel	Pro. Director
Shri Dhruv G. Patel	Director				



PROFIT AND LOSS ACCOUNT FOR THE YEAR ENDED ON 31.03.2024

(Amount in ₹)

Dt. 31-03-2023	INCOME		Dt. 31-03-2024
13,73,73,999.89	1. Interest and Discount		15,05,39,739.18
8,64,66,611.85	(1) Interest From Loan and Advances	9,81,42,669.01	
1,08,46,440.82	(2) Interest On Investment	1,35,59,279.67	
4,00,60,947.22	(3) Interest From Govt. Security	3,88,37,790.50	
1,26,43,984.59	2. Commission, Exchange and Brokerage		17,54,916.81
17,479.42	(1) ATM IMPS UPI Inter. Fee Commission	26,606.93	
35,250.00	(2) Draft Commission	21,250.00	
71,899.20	(3) Income Form Insurance Commission	10,264.82	
11,990.00	(4) Income From UGVCL Commission	0.00	
1,25,07,365.97	(5) Commission Income From Stamp Franking	16,07,985.00	
0.00	(6) E-stamping Income	88,810.06	
0.00	3. Subsidies and Donations		0.00
0.00	4. Income from Non banking Assets and profit from sale of dealing with such Assets		0.00
29,62,659.44	5. Other Receipts		53,11,805.01
5,482.14	(1) Income From ECS Service Charge	4,540.78	
1,44,736.40	(2) Cheq. Book. Charge Received	1,62,180.00	
5,33,668.00	(3) Income From Loan Processing	9,22,455.00	
6,000.00	(4) Process Fee (NHB)	0.00	
8,26,282.26	(5) Miscellaneous Income	7,81,294.11	
0.00	(6) Provision for Differed Tax	30,172.00	
10,52,615.64	(7) Locker Rent Income	12,73,288.12	
6,905.00	(8) Income From Pasti	11,870.00	
750.00	(9) Share Dividend (Co-Op. Bank)	750.00	
3,86,220.00	(10) Income Tax Refund	21,25,255.00	
0.00	6. Loss (If Any)		0.00
0.00	7. Reserve Fund Written Back		1,57,00,000.00
0.00	Excess Provision Reverse Back (IDR)	96,00,000	
0.00	Building Fund Reverse Back (Created from P&L A/c)	61,00,000	
15,29,80,643.92	Total		17,33,06,461.00

Palce : Ahmedabad

Date : 20/05/2024

Shri Amitbhai A. Patel
Chairman

Shri Saumilbhai N. Patel
Vice Chairman

Shri Amrutbhai H. Patel
C.E.O.

For Kiran & Pradip Associates
Chartered Accountants

FRN: 112577W

Pradip Shah (Partner)

M. No.:- 035636

UDIN:-24035636BKFLFB5982

PROFIT AND LOSS ACCOUNT FOR THE YEAR ENDED ON 31.03.2024

(Amount in ₹)

Dt. 31-03-2023	EXPENDITURE		Dt. 31-03-2024
7,60,50,940.15	1. Interest on Deposits, Borrowings, etc.		8,91,50,672.21
7,60,15,413.02	(1) Interers Paid	8,91,23,724.21	
40,527.13	(2) Interest on Borrowing	26,948.00	
2,33,53,770.39	2. Salaries and Allowances and Provident Fund		2,59,21,442.70
1,70,41,080.33	(1) Salary Expenses	1,91,70,641.33	
17,43,804.06	(2) Allowances	18,13,646.52	
45,68,886.00	(3) Provident Fund, Gratuity and Leave	49,37,154.85	
0.00	3. Directors and local committee members fees and allowances		0.00
62,89,418.11	4. Rent, Taxes, Insurance, Lighting, etc.		60,31,671.45
31,50,229.00	(1) Office Building Rent	32,78,103.00	
7,32,875.39	(2) Taxes	2,05,611.68	
20,26,308.72	(3) Insurance	21,35,726.77	
3,80,005.00	(4) Electricity	4,12,230.00	
0.00	5. Law Charges		750.00
1,35,272.67	6. Postage, Telegram and Telephone Charges		2,16,382.55
3,42,877.00	7. Auditor and Professional Fees		3,75,080.00
33,13,371.45	8. Depreciation and Repairs in Property		25,10,506.47
8,65,991.38	(1) Depreciation	9,32,481.01	
24,47,380.07	(2) Maintenance and Repairs	15,78,025.46	
6,30,617.76	9. Stationery, Printing and Advertisement, etc.		5,20,019.36
0.00	10. Loss from sale of or dealing with Non- banking Assets		0.00
46,65,230.60	11. Other Expenditure		19,03,418.20
21,865.95	(1) Staff Training Expense	18,302.00	
1,02,647.00	(2) Amortization Expense	1,02,945.00	
1,35,445.75	(3) ATM IMPS UPS Charges	1,25,911.18	
40,234.99	(4) Bank Charges	62,601.34	
0.00	(5) BOM Sitting Fees	10,500.00	
1,95,012.00	(6) Coveyance Expense	1,78,670.00	
90,000.00	(7) Donation	90,000.00	
91,254.06	(8) Entertainment Expense	1,05,253.10	
32,20,436.00	(9) Stamp Franking Commission	1,81,709.00	
2,18,127.39	(10) Miscellaneous Expense	2,26,439.02	
1,13,146.09	(11) Subscription	1,49,976.56	
35,657.00	(12) Travelling Expense	14,461.00	
7.37	(13) NDS Call Transaction Charges	150.00	
22,812.00	(14) Provision For DTA	0.00	
3,65,000.00	(15) Loss on Sale of Govt. Security	0.00	
13,285.00	(16) Loss on Sales of Asset	0.00	
0.00	(17) Locker Stamp Exp. Born by Bank	86,100.00	
0.00	(18) PSLC Purchase Premium Paid	5,50,000.00	
0.00	(19) Compensation for Late Credit	400.00	
2,24,00,000.00	12. Provisions		1,35,00,000.00
84,00,000.00	(1) Investment Depreciation Reserve (IDR)	0.00	
8,00,000.00	(2) Provision For Special Reserve (I.T.)	8,00,000.00	
10,00,000.00	(3) Provision for NPA	5,00,000.00	
10,00,000.00	(4) Provision for Standard Asset	5,00,000.00	
5,00,000.00	(5) IT Infrastructure Development	5,00,000.00	
1,07,00,000.00	(6) Income Tax Provision	77,00,000.00	
0.00	(7) Silver Jubilee Celebration Provision	35,00,000.00	
1,57,94,145.79	13. Net Profit Carried to the Balance Sheet		3,31,76,518.06
1,57,94,145.79	Net Profit From Banking Operation	1,74,76,518.06	
0.00	Reserve Fund Written Back	1,57,00,000.00	
15,29,80,643.92	Total		17,33,06,461.00

Shri Mohanbhai S. Patel
Smt. Minaben M. Patel
Shri Dahyabhai J. Patel
Shri Jayantibhai M. Patel
Shri Dhruv G. Patel

Director
Director
Director
Director
Director

Shri Anish A. Patel
Shri Pragnesh D. Patel
Shri Babubhai N. Patel
Smt. Jagrutiben S. Patel

Director
Director
Director
Director

Shri Nitinbhai I. Patel
Shri Harishchandra D. Parmar
Shri Bharatbhai K. Mehta
Shri Amrutbhai H. Patel

Director
Director
Pro. Director
Pro. Director



**Notes forming part of Balance Sheet & Profit & Loss Account
for the year ended 31.03.2024**

A : SIGNIFICANT ACCOUNTING POLICIES – 2023-24

1. Basis of Preparation

The Financial statement are prepared by following the going concern concept on historical cost convention on accrual basis of accounting unless otherwise stated in Notes on Account on going concern basis and in accordance with the Statutory provision of the Gujarat Co-Operative Society Act – 1961 and the rules frame there under and in accordance with the generally accepted accounting principles, circulars and guidelines issued by the Reserve Bank of India (RBI) as applicable to Co-Operative Banks and Accounting Standards(AS) issued by the Institute of Chartered Accountants of India (ICAI).

2. Use of Estimates:

The preparation of financial statement requires the management to make estimates and assumption Considered in the reported amount of assets and liabilities as of the date of the financial statements and the reported income and expenses during the reporting period. Although these estimates are based upon the management's best knowledge of current action and events, actual results could differ from these estimates.

3. Advances:

(1) In term of guidelines issued from time to time by Reserve Bank of India, advances are classified into :-

- I) Performance Assets : Standard Assets
- II) Non-Performing Assets : Sub-Standard, Doubtful and Loss Assets

(2) Necessary provision are made for standard (performing) assets (as applicable) and Non-performing assets (NPA) as per prudential norms prescribed by Reserve Bank of India as under :-

- I) Standard : (a) direct advances to Agriculture & SME sector 0.25 %
(b) Commercial Real Estate (CRE) sector 1.00 %
(c) Commercial Real Estate – Residential Housing Sector (CRE-RH) 0.75%
(d) All other loan & advances not included in above Tier-II Banks 0.40 % and Tier-I Banks 0.25%
- II) Substandard : 10 %
- III) Doubtful : for secured portion 20% up to 1 year, 30 % above 1year to 3 years, 100 % above 3 years provision is made. For unsecured portion 100 % provision is made.
- IV) Loss Assets : 100 %

(3) Advances are stated at gross value and the provision for NPAs and provision for standard assets are shown under the head " Reserve fund and other funds"

(4) Interest on NPAs is created to "Overdue Interest Reserve" account as per directives of RBI.

(5) The total provision for Non-Performing Assets are held in the following funds shown under the head "Reserves and other funds" in Balance Sheet.

- i) NPA Reserve and
- ii) Bad Doubtful Debt Reserve (BDR)

4. Fixed Assets and Depreciation:

[A] Fixed assets are stated at their historical cost less accumulated depreciation. Cost Includes incidental expenses incurred on acquisition of assets.

Depreciation is calculated at following rates :

Sr. No.	Type of Assets	Rate of Depreciation
1.	Building	10.00% (Written down value)
2.	Furniture and Fixtures	10.00% (Written down value)
3.	Electricals	10.00% (Written down value)
4.	SDV – Lockers	15.00% (Written down value)
5.	Office Equipment	15.00% (Written down value)
6.	Computers	33.33% (Straight line Method)

[B] Depreciation on fixed assets purchased during the year is charged on proportionate basis on number of days it has been used during the year.

[C] Depreciation is not provided on fixed assets sold/scraped during the year.

[D] Profit or Loss on sale of assets is recognized as and when assets are sold/ discarded.

[E] Depreciation is calculated on Day basis for Addition/Deletion of Fixed assets

5. Investment:

[A] Investments are categorized as under: -

1. Central and State Government Securities
2. Shares of co-operative banks
3. Other Bank's Fixed Deposits

[B] Investments of Central and State Government Securities are further classified in accordance with RBI Guidelines into three categories:

Sr. No.	Category	Remarks
1.	Held to Maturity	Comprising of investments acquired with the intention to hold them till maturity.
2.	Held to Trading	Comprising of investments acquired with the intention to trade.
3.	Available for Sale	Comprising of investment, which are not classified as per above two categories.

[C] Investments classified as held to maturity are carried at acquisition cost, if it is more than face value, in which case the premium is amortized over the period remaining to maturity.

[D] Investments classified as held for trading and available for sale are marked to market script wise and the resultant depreciation is recognized in the profit and loss account. Net appreciation is ignored.

[E] Premium paid on purchase of Investment held to maturity is amortized in equal proportion over the period of maturity of investment.

[F] Profit or Loss on sale of investments in any category is taken to the profit and loss account.

6. Revenue Recognition:

Income/Expenditure is accounted on accrual basis except the following which are accounted on cash basis:

[A] Income:

- (i) Commission, Brokerage and Exchange.
- (ii) Interest on Non-Performing Assets.
- (iii) Dividend on Investment.
- (iv) Locker Rent

[B] Expenditure:

- (I) Municipal Tax Expenses, Insurance Premium Expenses, Annual Maintenance Contract Expenses and Leased Line Rental Expenses.



(ii) Legal & Other Sundry Expenses incurred in suit files account have been accounted for on cash basis.

7. Employee Benefits

[A] The bank has taken group gratuity insurance with the Life Insurance Corporation of India (LIC) for payment of retirement gratuity under the group gratuity scheme as well as Leave Encashment Scheme of LIC. The annual Contribution to Gratuity and Leave Encashment Fund are paid on yearly basis, as per actual valuation of accrued liability in this respect by LIC at the end of the year.

[B] Provident fund contribution is remitted to recognized provident fund commissioner for the future benefit to staff for provident fund every month along with the staff contribution and are recognized in the profit and loss account.

8. Accounting on Taxes on Income

The tax of Current Year is determined on the basis of the income generated in the year on which tax is payable i.e. on the Taxable Income for the current year in accordance with the Income tax act 1961. Deferred tax is computed as the difference between the accounting income and the tax income generated in a period and is generally capable of reversal in next or subsequent periods.

9. Events Occurring After the Balance Sheet Date

Material adjusting events (that provides evidence of condition that stated at the balance sheet date) occurring after the balance sheet date are recognized in financial statements. Non adjusting events (that are indicative of conditions that arose subsequent to the balance sheet date) occurring after the balance sheet date that represents material change and commitment effecting the financial position are disclosed in the reports of the Board of Directors.

10. Provisions, Contingent Liabilities and Contingent Assets

In conformity with AS 29 "Provision, Contingent liabilities and Contingent assets" issued by the ICAI, the bank recognize provision only when it has a present obligation as a result of past event, it is probable that an outflow of resources embodying economic benefits will be required to settle the obligation, and when a reliable estimate of the amount of the obligation can be made. Contingent liabilities are not recognized but are disclosed in the notes. Contingent assets are neither recognized not disclosed in the financial statements.

11. Impairment of Assets

At each balance sheet date, the bank assesses whether there is any indication that an asset may be impaired. If any indication exists, the recoverable amount of the asset is estimated. An impairment loss is recognized immediately, whenever the carrying amount of an asset exceeds its recoverable amount. The recoverable amount is the greater of net selling price and value in use. In assessing value in use, estimated future cash flows are Discounted to their present values based on appropriate discount factor. In the opinion of the management, there is no indication, internal or external, which could have the effect of impairing the value of the assets to any material extent at the end of the year requiring recognition of loss.

B: NOTES ON ACCOUNTS

- (1) The bank is registered under the Gujarat State Co Operative Societies Act. 1961.
- (2) The figures have been rounded off to the nearest rupee.
- (3) Previous Year's figures have been regrouped/ rearranged/ recast to the extent necessary.
- (4) Capital to Risk Asset Ratio (CRAR) as on 31st March, 2024 is 18.51% as against minimum requirement of 12.00% prescribed by RBI.

5. Advances :

- (a) Balances under the head “Advances”, “Sundry Debtors” and “Deposits and other account (Liability)” are subject to reconciliation and confirmation.
 - (b) Classification of advances covered by Book Debts is reported under the Head “Advances secured by tangible asset” as per RBI guidelines.
 - (c) Bank has achieved priority sector advances of 79.86% against the target of 60.00% while in case of advances to weaker section it is 15.70% Against the target of 11.50% of adjusted net credit as prescribed by RBI.
6. Acceptances, endorsements and other obligations are disclosed as Contingent Liabilities at the face value of the commitments undertaken.
 7. The value of security for the purpose of classification of Advances and Provisioning is taken as submitted by the Bank as per the latest available statement and valuation reports with the Bank.
 8. The Bank does not pay any remuneration to its Chairman or Managing Director and therefore no details thereof are given in terms of Reserve Bank of India's Circular dated 29.03.2003.
 9. Balances of Deposits & advances are subject to confirmation.

10. Accounting Policy :

As per RBI guidelines, Rate of Depreciation on computers is 33.33% and Method of Depreciation is Straight Line Method. While in rest of items depreciation is calculated on written down value method.

11. Staff Group Gratuity Scheme :

Bank has contributed towards group gratuity fund scheme administrative by the LIC of India on the basis of premium determine by the LIC of India for the year 2023-24 Rs. 10,84,701/-.

12. Staff Leave Encashment Scheme :

Bank has contributed towards Leave encashment scheme administrative by the LIC of India on the basis of premium determine by the LIC of India for the year 2023-24 Rs. 11,51,434/-

13. Staff Provident Fund Scheme :

Bank has contributed towards Staff Provident Fund scheme administrative by the Employee Provident Fund Organization (EPFO) Rs. 17,96,566/- during the year 2023-24.

14. Contingent liability :

Acceptances, endorsements and other obligations are disclosed as contingent liabilities at the face value of the commitments undertaken. Outstanding liabilities for DEAF Scheme – 2014 Liabilities Rs. 21,69,516.42

15. Taxes:

Income of the bank is liable to tax under the Income Tax Act 1961. Accordingly, provision of Rs. 77.00 lakhs is made for Income Tax. Bank has paid Rs. 77.00 lakhs as advance income tax for current year's tax and provision for tax of Rs. 77.00 lakhs has been debited to the profit and loss account. As on date of audit 26AS for FY 2023-24 for last quarter was not generated so to that extent it was not verified with books of account.

16. Deferred Tax Liability/ Assets:

During the year Bank has accounted deferred tax Asset of Rs. 30,172.00 due to difference in amount of depreciation allowable as per Income Tax Act and Depreciation as per books. Movement in Deferred Tax Assets / Liability account during the year is as under:



(Amount ₹ In Rupees)

Particulars	Opening Balance		Transaction during the year		Closing Balance	
	Dr.	Cr.	Dr.	Cr.	Dr.	Cr.
Total	2,63,174.00	0.00	30,172.00	0.00	2,93,346.00	0.00

17. Inter Branch Accounts and Inter Bank accounts are reconciled up to 31/03/2024 and no provision is required to make in respect of items outstanding therein.

18. Fixed Deposit Rs. 1035.20 Lakhs with other various banks, of which Rs. 570.00 Lakhs Under lien with other banks for various banking arrangements.

19. Fixed Assets on 31.03.2024

Consolidate Depreciation Item wise – 2023-24

Gross Block

(Amount ₹ In Lakhs)

Sr. No	Assets	Opening Balance on 1-04-2023	Addition		Deduction		31.03.2024 Before Depreciation	Depre-ciation Amount	Net Block Outstanding 31.03.2023 (After Depreciation)
			By Purchase	By Transfer	By Sale	By Transfer			
1	Building	4.44	0.00	0.00	0.00	0.00	4.44	0.44	4.00
2	Furniture & Fixtures	13.66	3.53	0.00	0.00	0.00	17.19	1.46	15.73
3	Lockers	13.07	0.00	0.00	0.00	0.00	13.07	1.96	11.11
4	Electricals	5.94	0.42	0.00	0.00	0.00	6.36	0.63	5.73
5	Computer / Software	6.22	3.75	0.00	0.00	0.00	9.97	3.73	6.24
6	Office Equipment	7.37	0.00	0.00	0.00	0.00	7.37	1.11	6.26
	Total	50.70	7.70	0.00	0.00	0.00	58.40	9.33	49.07

*During the financial year under report depreciation on computer have been provided at the rate of 33.33% straight line method and other items depreciation calculated on the written down value method.

20. NPA Movement and Provision :

(Amount ₹ In Lakhs)

Particulars	NPA 31/03/2024		NPA 31/03/2023		Provision 31/03/2024	Provision 31/03/2023
	No. of Account	Amount	No. of Account	Amount	Amount	Amount
Opening	17	77.77	12	92.41	201.80	169.98
Additions During the Year (+)	5	37.80	8	24.68	28.69	31.82
Reduction During the Year(-)	10	31.77	3	39.32	0.00	0.00
Closing	12	83.80	17	77.77	230.49	201.80

The provision required for NPA as on 31/03/2024 is Rs. 25.35 lakhs as per RBI guidelines, as against this, the bank has made provision of Rs. 230.49 lakhs. Gross NPA is Rs. 83.80 Lakhs, and it is 0.93%, and Net NPA is Zero.

21. Foreign Exchange transactions:

Bank is not authorized to deal in foreign Exchange transactions, hence Bank has not made any transactions during the year.

22. The principal business/profession being banking operations (solely in the banking services industry including investments / treasury operation). There is no reportable segment in pursuance of Accounting Standard 17 (Segment Reporting) issued by the Institute of Chartered Accountants of India. Total Income was Rs. 1576.06 Lakh. The interest income was 95.52% of total Income.

23. The bank is a cooperative society under The Gujarat Co-operative Societies ACT,1961 there are no related party requiring disclosure under the AS-18 issued by the ICAI, other than two key management personal viz, Mr. Shantilal Ishwarlal Patel General Manager and Amrubhai H. Patel CEO of the bank, However, having regards to the RBI circular No. DBOD.BP.BC.89/21.04.018/2002-03 dated March 29, 2003, He being single party coming under the category no further details thereon are required to be disclosed.

24. Guarantees given on behalf of constituents & outstanding letter of credit as of 31.03.2024 is NIL and for 31.03.2023 was NIL.

25. **Investments** : Investments are categorized as under:

(A) Central & State Government Securities

(B) Shares of other Co – operative Banks

(C) Other Bank Fix Deposits

[A] Central & State Government Securities :

(Amount ₹ in Lakhs)

Sr. No.	Particulars	31/03/2024			31/03/2023		
		Face Value	Book Value	Market Value	Face Value	Book Value	Market Value
1	Central Government – GOI	3400.00	3366.63	3259.38	3400.00	3366.52	3195.22
2	State Government – SDL	2270.00	2265.85	2246.75	2270.00	2266.01	2227.62
3	T. Bill	300.00	299.08	299.08	100.00	98.98	98.98
	Total	5970.00	5931.56	5805.21	5770.00	5731.51	5521.82

Investment are further classified as under: (31/03/2024)

(Amount ₹ in Lakhs)

Sr. No.	Particulars	Face Value	Book Value	Market Value
1	Held to Maturity – HTM	2870.00	2870.92	2847.94
2	Available for Sale – AFS	3100.00	3060.64	2957.27
3	Held for Trading – HFT	0.00	0.00	0.00
	Total	5970.00	5931.56	5805.21

[B] Shares of other Co–operative Banks : Rs. 5100/-

[C] Other Bank Fix Deposit (Inter Bank Deposits) :

(Amount ₹ in Lakhs)

Sr. No.	Particulars	Deposit on 31/03/2024	Deposit on 31/03/2023
1	G.S.C. Bank Ltd	200.00	200.00
2	Fedral Bank	200.00	0.00
3	The Mehsana Urban Co Op Bank Ltd	370.20	370.00
4	Fincare Small Finance Bank	200.00	200.00
5	Equitas Bank Ltd	50.00	100.00
6	ICICI Bank	15.00	15.00
	Total	1035.20	885.00



26. Compliance with Accounting Standards:

- (i) Disclosure of cash flow statement has been made as required under Accounting Standard - 3 issued by Institute of Chartered Accountants of India.
- (ii) The Bank's operations are solely in the Banking Service Industry including Investment. As interest income accounts for nearly 95.52 % of Bank's total revenue, separate segment reporting as per Accounting Standard -17 is not considered necessary.
- (iii) Related party disclosures as per Accounting Standard -18 are reported as follows.
 - a) Bank is managed by Board of Directors and Branch Managers.
 - b) As explained to us no new loans have been sanctioned to the Board members or their relatives during the year (Except F.D.O.D.) as detail under

(Amount ₹ in Lakhs)

Name of Borrower	Nature of Relationship	Related Director	Sanctioned Limits March 31, 2023	Outstanding as on March 31, 2024	Maximum Outstanding during the year (01.04.2023 to 31.03.2024)	Interest Received during the year (2023-2024) Rs.
Care BMW Incinerator Partner -Sonalben U. Patel	Son's Wife	Mohanbhai S. Patel	110.00	-102.75	-102.75	0.16
Udaybhai M. Patel	Sons	Mohanbhai S. Patel	207.37	+0.04	-258.08	9.39
Sonalben U. Patel	Son's Wife	Mohanbhai S. Patel	3.01	+0.06	+0.00	0.00
Harsihchandra D. Parmar	Self	Harsihchandra D. Parmar	1.91	-0.56	-0.56	0.01
GM Biochem Pvt. Ltd. Director- Parth K. Patel	Sister's Husband	Saumil N. Patel	111.82	+1.86	-604.56	5.73
Krishnaben R. Patel	Brother's Wife	Babubahi N. Patel	0.04	+0.03	0.00	0.00
Gopalbhai T Patel HUF	Father's HUF	Dhruv G. Patel	51.30	-9.48	-51.48	1.86
Meenaben G. Patel	Mother	Dhruv G. Patel	90.00	+1.33	-89.66	3.22
Mohanbhai S. Patel	Self	Mohanbhai S. Patel	74.84	+0.34	-83.26	3.69
Shantaben M. Patel	Wife	Mohanbhai S. Patel	29.09	+0.41	-28.97	1.51
Minalben M. Patel	Daughter	Mohanbhai S. Patel	34.87	+0.57	-35.12	1.43
Maulik J. Patel	Son	Jayantibhai M. Patel	78.31	+1.80	-72.39	2.40
Shantam Enterprise Prop. Ketul J. Patel	Wife's Brother	Dhruv G. Patel	52.00	-57.94	-57.94	1.26
Shree Gorad Juth Kelavani Uttejak Mandal Trustee - Dahyabhai M. Patel	Father	Jagrutiben S. Patel.	4.50	-4.42	-4.42	0.13
Bladevbhai Joitaram Patel	Brother	Dahyabhai J. Patel	9.74	9.74	-9.81	0.51

Note: The outstanding balance of some account were exceed then sanction limit due to increase of the sanction limit during the year 2023-24.

Notes:

1. KYC and Anti-Money Laundering: Bank has framed the KYC Policy and Anti-Money Laundering Policies as per the guidelines of Reserve Bank of India and accordingly monitoring the system.
2. Safe Deposit Lockers Key: As per the guidelines and instructions of Reserve Bank of India, Bank has embossed Bank's name on the customer's locker key.
3. Unique ID: Bank has already introduced the system of Unique ID in respect of their clients as per the guidelines of Reserve Bank of India.
4. Unclaimed Deposits: Bank has as on 31.03.2024, Numbers of 1141 accounts aggregating amount of Rs. 22.12 lakhs under DEAF accounts (Code No. 0648)
5. Risk Categorisation Policy for various deposit accounts: Bank follows the policy of Categorisation for various deposit accounts which is classified under the RBI guideline and AML Act.: (i) High Risk. (ii) Medium Risk. (iii) Lower Risk.
6. The bank has the policy to classify the NPA and IRAC on quarterly basis.
7. Premium on government security (HTM) is amortized over the period of maturity considering the No. of years.
8. All the debit and credit balances are subject to the confirmation.
9. As being the banking is the main profession AS -17 related to the Segment Reporting is not applicable.
10. The bank has practice of preparing cash flow statement as required under AS-3 of ICAI.
11. There have not been any sundry entries except Sundry Creditors



Detail Regarding Disclosure Norms Prescribed for UCBs As per circular No RBI/DOR/2021-22/83 dated August 30, 2021.

Annexure III

Disclosure in financial statements – 'Notes to Accounts'

1. Regulatory Capital

a) Composition of Regulatory Capital

(Amount ₹ in Lakhs)

Sr. no.	Particulars	Current Year 2023-24	Previous Year 2022-23
i)	Common Equity Tier 1 capital (CET 1) / Paid up share capital and reserves (net of deductions, if any)	1397.66	1233.06
ii)	Additional Tier 1 capital/ Other Tier 1 capital	0.00	0.00
iii)	Tier 1 capital (i + ii)	1397.66	1233.06
iv)	Tier 2 capital	219.65	185.09
v)	Total capital (Tier 1+Tier 2)	1617.31	1418.15
vi)	Total Risk Weighted Assets (RWAs)	8739.38	8054.59
vii)	CET 1 Ratio (CET 1 as a percentage of RWAs) / Paid-up share capital and reserves as percentage of RWAs	15.99%	15.31%
viii)	Tier 1 Ratio (Tier 1 capital as a percentage of RWAs)	15.99%	15.31%
ix)	Tier 2 Ratio (Tier 2 capital as a percentage of RWAs)	2.51%	2.30%
x)	Capital to Risk Weighted Assets Ratio (CRAR) (Total Capital as a percentage of RWAs)	18.51%	17.61%
xi)	Leverage Ratio	NA	NA
xii)	Percentage of the shareholding of a) Government of India b) State Government (specify name) c) Sponsor Bank	- - -	- - -
xiii)	Amount of paid-up equity capital raised during the year	15.15	27.82
xiv)	Amount of non-equity Tier 1 capital raised during the year	NIL	NIL
xv)	Amount of Tier 2 capital raised during the year	NIL	NIL

b) Draw down from Reserves :

Sr. no.	Particular	Amount (Rs in Lakhs)	Remarks
1.	Investment Depreciation Reserve	96.00	Excess Provision amount written back due to increase in market value of securities (AFS)
2.	Statutory Reserve	2.44	Amount written back and transferred to Unclaimed Deposit so as to comply with RBI Inspection Report
3.	Building Fund	61.00	Provision Created from profit & loss account, Written back to comply with RBI Inspection Report

2. Asset liability management
a) Maturity pattern of certain items of assets and liabilities As at 31/03/2024 (Current Year) (Amount ₹ in Lakhs)

	Days 1	2 to 7 days	8 to 14 days	15 to 30 days	31 Days to 2 months	Over 2 months and to 3 months	over 3 months and up to 6 months	over 6 months and up to 1 year	over 1 year and up to 3 years	over 3 year and up to 5 years	over 5 years	Total
Deposits	518.46	84.04	14.07	29.27	509.54	471.17	1548.44	3006.09	10057.39	191.53	0.03	16430.03
* Term Deposits	2.82	84.04	14.07	29.27	509.54	471.17	1548.44	3006.09	6132.96	191.53	0.03	11989.96
* Saving Deposits	300.74	0.00	0.00	0.00	0.00	0.00	0.00	0.00	2706.68	0.00	0.00	3007.42
* Current Deposits	214.90	0.00	0.00	0.00	0.00	0.00	0.00	0.00	1217.75	0.00	0.00	1432.65
Advances #	132.81	57.26	19.42	0.06	563.86	288.80	464.35	1552.44	751.66	973.05	4164.75	8968.46
Investments \$	0.00	99.86	0.00	199.22	0.00	0.00	0.00	0.00	676.63	199.09	5756.76	5931.56
Borrowings	0.00	0.00	0.00	0.00	0.00	0.00	0.00	0.00	0.00	0.00	0.00	0.00
Foreign Currency Assets	0.00	0.00	0.00	0.00	0.00	0.00	0.00	0.00	0.00	0.00	0.00	0.00
Foreign Currency Liabilities	0.00	0.00	0.00	0.00	0.00	0.00	0.00	0.00	0.00	0.00	0.00	0.00

*Deposit is includes Saving, Current and Term Deposits.

Advances are net off after deducting the credit balance in the loans and advance accounts.

\$ Investments includes interbank deposit also.



3. Investments
a) Composition of Investment Portfolio As at 31/03/2024 (Current Year) (Amount ₹ in Lakhs)

	Investments In India							Investments Outside India				Total Investments
	Government Securities	Other Approved Securities	Shares	Debentures and Bonds	Subsidiaries and/or joint ventures	Others	Total investments in India (2 to 7)	Government securities (including local authorities)	Subsidiaries and/or joint ventures	Others	Total investments outside India (9 to 11)	
1	2	3	4	5	6	7	8	9	10	11	12	13
Held to maturity												
Gross	2870.92	1035.20	0.05	0.00	0.00	1250.00	5156.17	0.00	0.00	0.00	0.00	5156.17
Less : Provisions for non-performing investments (NPI)	0.00	0.00	0.00	0.00	0.00	0.00	0.00	0.00	0.00	0.00	0.00	0.00
Net	2870.92	1035.20	0.05	0.00	0.00	1250.00	5156.17	0.00	0.00	0.00	0.00	5156.17
Available for sale												
Gross	3060.63	0.00	0.00	0.00	0.00	0.00	3060.63	0.00	0.00	0.00	0.00	3060.63
Less : Provision for depreciation and NPI	114.66	0.00	0.00	0.00	0.00	0.00	114.66	0.00	0.00	0.00	0.00	114.66
Net	2945.97	0.00	0.00	0.00	0.00	0.00	2645.97	0.00	0.00	0.00	0.00	2945.97
Held for trading												
Gross	0.00	0.00	0.00	0.00	0.00	0.00	0.00	0.00	0.00	0.00	0.00	0.00
Less : Provision for depreciation and NPI	0.00	0.00	0.00	0.00	0.00	0.00	0.00	0.00	0.00	0.00	0.00	0.00
Net	0.00	0.00	0.00	0.00	0.00	0.00	0.00	0.00	0.00	0.00	0.00	0.00
Total Investments	5931.55	1035.20	0.05	0.00	0.00	1250.00	8216.80	0.00	0.00	0.00	0.00	8216.80
Less : Provision for non-performing investments	0.00	0.00	0.00	0.00	0.00	0.00	0.00	0.00	0.00	0.00	0.00	0.00
Less : Provision for depreciation and NPI	114.66	0.00	0.00	0.00	0.00	0.00	114.66	0.00	0.00	0.00	0.00	114.66
Net	5816.89	1035.20	0.05	0.00	0.00	1250.00	8102.14	0.00	0.00	0.00	0.00	8102.14

(Amount ₹ in Lakhs)

As at 31/03/2023 (Previous Year)

	Investments In India							Investments Outside India				Total Invest-ments
	2	3	4	5	6	7	8	9	10	11	12	
	Government Securities	Other Approved Securities	Shares	Debentures and Bonds	Subsidiaries and/or joint ventures	Others	Total investments in India (2 to 7)	Government securities (including local authorities)	Subsidiaries and/or joint ventures	Others	Total Invest-ments outside India (9 to 11)	(8 + 12)
1	2	3	4	5	6	7	8	9	10	11	12	13
Held to maturity												
Gross	2572.87	885.00	0.05	0.00	0.00	0.00	3457.92	0.00	0.00	0.00	0.00	3457.92
Less : Provisions for non-performing investments	0.00	0.00	0.00	0.00	0.00	0.00	0.00	0.00	0.00	0.00	0.00	0.00
Net	2572.87	885.00	0.05	0.00	0.00	0.00	3457.92	0.00	0.00	0.00	0.00	3457.92
Available for sale												
Gross	3158.63	0.00	0.00	0.00	0.00	0.00	3158.63	0.00	0.00	0.00	0.00	3158.63
Less : Provision for depreciation and NPI	210.65	0.00	0.00	0.00	0.00	0.00	210.65	0.00	0.00	0.00	0.00	210.65
Net	2947.98	0.00	0.00	0.00	0.00	0.00	2947.98	0.00	0.00	0.00	0.00	2947.98
Held for trading												
Gross	0.00	0.00	0.00	0.00	0.00	0.00	0.00	0.00	0.00	0.00	0.00	0.00
Less : Provision for depreciation and NPI	0.00	0.00	0.00	0.00	0.00	0.00	0.00	0.00	0.00	0.00	0.00	0.00
Net	0.00	0.00	0.00	0.00	0.00	0.00	0.00	0.00	0.00	0.00	0.00	0.00
Total investments	5731.50	885.00	0.00	0.00	0.00	0.00	6616.55	0.00	0.00	0.00	0.00	6616.55
Less : Provision for non-performing investments	0.00	0.00	0.00	0.00	0.00	0.00	0.00	0.00	0.00	0.00	0.00	0.00
Less : Provision for depreciation and NPI	210.65	0.00	0.00	0.00	0.00	0.00	210.65	0.00	0.00	0.00	0.00	210.65
Net	5520.85	885.00	0.05	0.00	0.00	0.00	6405.90	0.00	0.00	0.00	0.00	6405.90



b) Movement of Provisions for Depreciation and Investment Fluctuation Reserve

(Amount ₹ in Lakhs)

Sr. no.	Particulars	Current Year 2023-24	Previous Year 2022-23
i)	Movement of provisions held towards depreciation on investments		
	a) Opening balance	210.66	126.66
	b) Add: Provisions made during the year	0.00	84.00
	c) Less: Write off / write back of excess provisions during the year	96.00	0.00
	d) Closing balance	114.66	210.66
ii)	Movement of Investment Fluctuation Reserve		
	a) Opening balance	84.41	70.41
	b) Add: Amount transferred during the year	26.00	14.00
	c) Less: Drawdown	0.00	0.00
	d) Closing balance	110.41	84.41
iii)	Closing balance in IFR as a percentage of closing balance of investments in AFS and HFT/Current category	3.73%	2.67%

From the net profit of the year ending March 2024, Appropriation of profit in IFR Rs. 53.00 lakhs, Total IFR would be 163.41 Lakhs. So IFR as a percentage of closing balance of investments in AFS and HFT/Current category would be 5.34%.

c) Sale and transfers to/from HTM category

Where the value of sales and transfers of securities to/from HTM category exceeds 5 per cent of the book value of investments held in HTM category at the beginning of the year, banks shall disclose the market value of the investments held in the HTM category. The excess of book value over market value for which provision is not made shall also be disclosed. During the current year 2023- 24, Bank has not sale and transfer to/from HTM category.

d) Non-SLR investment portfolio

i) Non-performing non-SLR investments

(Amount ₹ in Lakhs)

Sr. no.	Particulars	Current Year 2023-24	Previous Year 2022-23
a)	Opening Balance	0.00	0.00
b)	Additions during the year since 1st April	0.00	0.00
c)	Reduction during the above period	0.00	0.00
d)	closing balance	0.00	0.00
e)	Total provisions held	0.00	0.00

ii) Issuer composition of non-SLR investments

(Amount ₹ in Lakhs)

Sr no.	Issuer	Amount		Extent of Private Placement		Extent of 'Below Investment Grade' Securities		Extent of 'Unrated' Securities		Extent of 'Unlisted' Securities	
		Current Year 2023-24	Previous Year 2022-23	Current Year 2023-24	Previous Year 2022-23	Current Year 2023-24	Previous Year 2022-23	Current Year 2023-24	Previous Year 2022-23	Current Year 2023-24	Previous Year 2022-23
a)	PSUs	0.00	0.00	0.00	0.00	0.00	0.00	0.00	0.00	0.00	0.00
b)	FIs	0.00	0.00	0.00	0.00	0.00	0.00	0.00	0.00	0.00	0.00
c)	Banks	0.00	0.00	0.00	0.00	0.00	0.00	0.00	0.00	0.00	0.00
d)	Private Corporates	0.00	0.00	0.00	0.00	0.00	0.00	0.00	0.00	0.00	0.00
e)	Subsidiaries/ Joint Ventures	0.00	0.00	0.00	0.00	0.00	0.00	0.00	0.00	0.00	0.00
f)	Others	350.05	0.05	0.00	0.00	0.00	0.00	0.00	0.00	0.00	0.00
	1. PNB GILTS Ltd.	175.00	0.00	0.00	0.00	0.00	0.00	0.00	0.00	0.00	0.00
	2. SBI DFHI Ltd.	175.00	0.00	0.00	0.00	0.00	0.00	0.00	0.00	0.00	0.00
	3. Shares of Other Co. Op. Banks	0.05	0.05	0.00	0.00	0.00	0.00	0.00	0.00	0.00	0.00
g)	Provisions held towards depreciation	0.00	0.00	0.00	0.00	0.00	0.00	0.00	0.00	0.00	0.00
	Total	350.05	0.05	0.00	0.00	0.00	0.00	0.00	0.00	0.00	0.00

e) Repo transactions (in face value terms)

(Amount ₹ in Lakhs)

	Minimum outstanding during the year 2023-24	Maximum outstanding during the year 2023-24	Daily average outstanding during the year 2023-24	Outstanding as on March 31, 2024
i) Securities sold under repo	0.00	0.00	0.00	0.00
a) Government securities	0.00	0.00	0.00	0.00
b) Corporate debt securities	0.00	0.00	0.00	0.00
c) Any other securities	0.00	0.00	0.00	0.00
ii) Securities purchased under reverse repo	0.00	0.00	0.00	0.00
a) Government securities	0.00	0.00	0.00	0.00
b) Corporate debt securities	0.00	0.00	0.00	0.00
c) Any other securities	0.00	0.00	0.00	0.00



4. Asset quality

a) Classification of advances and provisions held as on 31/03/2024 – Current Year

(Amount ₹ in Lakhs)

	Standard Total Standard Advances	Non – Performing			Total	
		Sub - Standard	Doubtful	Loss		Total Non performing advances
1	2	3	4	5	6 (3+4+5)	7 (2+6)
Gross standard advances and NPAs						
Opening balance	9001.30	24.68	53.09	0.00	77.77	9079.07
Add : Addition during the year					37.80	0.00
Less : Reductions during the year					31.77	0.00
Closing balance	8950.24	37.80	46.00	0.00	83.80	9034.04
Reductions in gross NPAs due to						
i) Upgradation					7.68	7.68
ii) Recoveries (excluding recoveries from upgraded accounts)					24.09	24.09
iii) Technical / prudential write offs					0.00	0.00
iv) Write-offs other than those under (iii) above					0.00	0.00
Provisions (excluding floating provisions)						
Opening balance of provisions held	50.00	0.00	0.00	0.00	201.80	251.80
Add: Fresh provisions made during the year	5.00				28.69	33.69
Less: Excess provision reversed / write off loans	0.00				0.00	0.00
Closing balance of provisions held	55.00	0.00	0.00	0.00	230.49	285.49
Net NPAs						
Opening balance		0.00	0.00	0.00	0.00	
Add: Fresh additions during the year					0.00	
Less: Reduction during the year					0.00	
Closing Balance		0.00	0.00	0.00	0.00	
Floating provisions						
Opening balance						0.00
Add: Additional provisions made during the year						0.00
Less: Amount drawn down during the year						0.00
Closing Balance of floating provisions						0.00
Technical write-offs and the recoveries made thereon						
Opening balance of Technical / Prudential written-off accounts						0.00
Add: Technical/ Prudential write-offs during the year						0.00
Less: Recoveries made from previously technical/prudential written-off accounts during the year						0.00
Closing balance						0.00
Ratios (in Percentage)		Current Year (2023-24)			Previous Year (2022-23)	
Gross NPA to Gross advances		0.93%			0.86%	
Net NPA to net Advances		0.00			0.00	
Provision coverage ratio		275.05			259.48	

As on 31/03/2023 - Previous Year

(Amount ₹ in Lakhs)

	Standard		Non – Performing			Total
	Total Standard Advances	Sub - Standard	Doubtful	Loss	Total Non performing advances	
1	2	3	4	5	6 (3+4+5)	7 (2+6)
Gross standard advances and NPAs						
Opening balance	7399.90	72.16	20.25	0.00	92.41	7492.31
Add : Addition during the year					24.68	0.00
Less : Reductions during the year					39.32	0.00
Closing balance	9001.30	24.68	53.09	0.00	77.77	9079.07
Reductions in gross NPAs due to						
i) Upgradation					0.00	0.00
ii) Recoveries (excluding recoveries from upgraded accounts)					39.32	39.32
iii) Technical / prudential write offs					0.00	0.00
iv) Write-offs other than those under (iii) above					0.00	0.00
Provisions (excluding floating provisions)						
Opening balance of provisions held	40.00	0.00	0.00	0.00	169.98	209.98
Add: Fresh provisions made during the year	10.00				31.82	41.82
Less: Excess provision reversed / write off loans	0.00				0.00	0.00
Closing balance of provisions held	50.00	0.00	0.00	0.00	201.80	251.80
Net NPAs						
Opening balance			0.00	0.00	0.00	
Add: Fresh additions during the year					0.00	
Less: Reduction during the year					0.00	
Closing Balance			0.00	0.00	0.00	
Floating provisions						
Opening balance						0.00
Add: Additional provisions made during the year						0.00
Less: Amount drawn down during the year						0.00
Closing Balance of floating provisions						0.00
Technical write-offs and the recoveries made thereon						
Opening balance of Technical / Prudential written-off accounts						0.00
Add: Technical/ Prudential write-offs during the year						0.00
Less: Recoveries made from previously technical/prudential written-off accounts during the year						0.00
Closing balance						0.00
Ratios (in Percentage)						
	Current Year (2022-23)	Previous Year (2021-22)				
Gross NPA to Gross advances	0.86%	1.23%				
Net NPA to net Advances	0.00	0.00				
Provision coverage ratio	259.48	184.00				



b) Sector-wise Advances and Gross NPAs

(Amount ₹ in Lakhs)

Sr. no.	Sector	Current Year 2023-24			Previous Year 2022-23		
		Outstanding Total Advances	Gross NPAs	Percentage of Gross NP As to Total Advances in that sector	Outstanding Total Advances	Gross NPAs	Percentage of Gross NP As to Total Advances in that sector
i)	Priority Sector						
	a) Agriculture and allied activities	15.53	0.00	0.00	18.31	0.00	0.00
	b) Advances to industries sector eligible as priority sector lending	4597.61	34.85	0.76	4249.12	36.05	0.85
	c) Services	0.00	0.00	0.00	0.00	0.00	0.00
	d) Housing Loan	1479.86	9.38	0.63	1235.56	9.41	0.76
	e) Education Loan	52.96	0.00	0.00	52.00	0.00	0.00
	f) Other Loans	69.38	0.89	1.28	90.00	5.17	5.74
	Sub-total (i)	6215.34	45.12	0.73	5644.99	50.63	0.90
ii)	Non - priority Sector						
	a) Agriculture and allied activites	0.00	0.00	0.00	0.00	0.00	0.00
	b) Industry	0.00	0.00	0.00	0.00	0.00	0.00
	c) Services	0.00	0.00	0.00	0.00	0.00	0.00
	e) Housing Loan	367.12	0.00	0.00	87.44	0.00	0.00
	f) Education Loan	0.00	0.00	0.00	0.00	0.00	0.00
	d) Other Loans (Bussiness Loan, Vehicle Loan.Project Finance)	2451.58	38.68	1.58	3346.64	27.14	0.81
	Sub-total (ii)	2818.70	38.68	1.37	3434.08	27.14	0.79
	TOTAL (i+ii)	9034.04	83.80	0.93	9079.07	77.77	0.86

c) Overseas assets, NPAs and revenue :

There were no overseas assets so this clause is not applicable

d) Particulars of resolution plan and restructuring

i) Details of accounts subjected to restructuring

There has not been any restructuring of loan during the current and previous year

e) Disclosure of transfer of loan exposures :

There has not been any transfer of loan exposure during the year.

f) Fraud accounts

Banks shall make disclose details on the number and amount of frauds as well as the provisioning thereon as per template given below.

Particulars	Current Year 2023-24	Previous Year 2022-23
Number of frauds reported	-	-
Amount involved in fraud (₹ crore)	-	-
Amount of provision made for such frauds (₹ crore)	-	-
Amount of Unamortised provision debited from 'other reserves' as at the end of the year (₹ crore)	-	-

g) Disclosure under Resolution Framework for COVID-19-related Stress

There were no loan outstanding which were given under resolution framework for COVID-19 related stress during the current year and financial year

5. Exposures

a) Exposure to real estate sector

(Amount ₹ in Lakhs)

Category	Current Year 2023-24	Previous Year 2022-23
i) Direct exposure		
a) Residential Mortgages – Lending fully secured by mortgages on residential property that is or will be occupied by the borrower or that is rented. Individual housing loans eligible for inclusion in priority sector advances shall be shown separately. Exposure would also include non-fund based (NFB) limits.	1845.80	1508.67
b) Commercial Real Estate – Lending secured by mortgages on commercial real estate (office buildings, retail space, multipurpose commercial premises, multifamily residential buildings, multi tenanted commercial premises, industrial or warehouse space, hotels, land acquisition, development and construction, etc.). Exposure would also include non-fund based (NFB) limits;	336.47	222.81
c) Investments in Mortgage-Backed Securities (MBS) and other securitized exposures – i. Residential ii. Commercial Real Estate	0.00	0.00
ii) Indirect Exposure Fund based and non-fund-based exposures on National Housing Bank and Housing Finance Companies.	0.00	0.00
Total Exposure to Real Estate Sector	2182.27	1731.48

b) Exposure to capital market

There has no any capital market exposure during the current financial year as well as previous financial year.

c) Risk category-wise country exposure

There was no any risk wise country exposure during the current financial year as well as previous financial year



d) Unsecured advances

(Amount ₹ in Lakhs)

Particulars	Current Year 2023-24	Previous Year 2022-23
Total unsecured advances of the bank	74.68	74.53
Out of the above, amount of advances for which intangible securities such as charge over the rights, licenses, authority, etc. have been taken.	0.00	0.00
Estimated value of such intangible securities	0.00	0.00

e) **Factoring exposure** : NotApplicable

f) **Intra-group exposures** : NotApplicable

g) **Unhedged foreign currency exposure** :

Bank is not authorized to deal in foreign exchange transaction

6. Concentration of deposits, advances, exposures and NPAs

a) Concentration of deposits

(Amount ₹ in Lakhs)

Particulars	Current Year 2023-24	Previous Year 2022-23
Total deposits of the twenty largest depositors	3715.58	3515.79
Percentage of deposits of twenty largest depositors to total deposits of the bank.	21.32%	22.94%

b) Concentration of advances

(Amount ₹ in Lakhs)

Particulars	Current Year 2023-24	Previous Year 2022-23
Total advances to the twenty largest borrowers	2409.55	2706.78
Percentage of advances to twenty largest borrowers to total advances of the bank.	26.67%	29.81%

c) Concentration of exposures

(Amount ₹ in Lakhs)

Particulars	Current Year 2023-24	Previous Year 2022-23
Total exposure to the twenty largest borrowers/customers	4695.90	4754.37
Percentage of exposures to the twenty largest borrowers/customers to the total exposure of the bank on borrowers/customers.	18.40%	19.48%

d) Concentration of NPAs

(Amount ₹ in Lakhs)

Particulars	Current Year 2023-24	Previous Year 2022-23
Total Exposure to the top twenty NPAs Accounts	83.80	77.77
Percentage of exposures to All NPA Accounts exposure to total Gross NPAs.	100.00%	100.00%

Notes : There are only 12 NPA accounts during the current year & 17 accounts during the previous year.

7. Derivatives

The bank has not entered into any transactions in derivatives in current and previous year.

8. Disclosures relating to securitisation

The bank doesn't have any outstanding amount of securitised assets during current year and previous year.

9. Transfers to Depositor Education and Awareness Fund (DEA Fund)

(Amount ₹ in Lakhs)

Sr. No.	Particulars	Current Year 2023-24	Previous Year 2022-23
i)	Opening balance of amounts transferred to DEA Fund	14.44	13.97
ii)	Add: Amounts transferred to DEA Fund during the year	7.72	0.60
iii)	Less: Amounts reimbursed by DEA Fund towards claims	0.47	0.13
iv)	Closing balance of amounts transferred to DEA Fund	21.69	14.44

(Note: The actual balance of amount transferred to DEA fund is Rs. 22.12 lakhs as on 31/03/2024 however in books it is showing as Rs. 21.69 lakhs. The reason for difference of Rs. 0.43 is due to mistake of accounting entry in books of account and the said difference has been rectified on 03/05/2024.)

10. Disclosure of complaints

There were no any complaints during current year and previous year

11. Disclosure of penalties imposed by the Reserve Bank of India

There has not been any penalty imposed by Reserve Bank of India

12. Disclosures on remuneration

The bank has not paid remuneration to any director during current financial year and previous financial year.

13. Other Disclosures**a) Business ratios**

Sr. No.	Particulars	Current Year 2023-24	Previous Year 2022-23
i)	Interest Income as a percentage to Working Funds	8.29%	8.08%
ii)	Non-interest income as a percentage to Working Funds	0.39%	0.92%
iii)	Cost of Deposits	5.69%	5.16%
iv)	Net Interest Margin	3.60%	3.88%
v)	Operating Profit as a percentage to Working Funds	1.68%	2.19%
vi)	Return on Assets	0.96%	0.93%
vii)	Business (deposits plus advances) per employee (in ₹ lakh)	773.28	717.87
viii)	Profit per employee (in ₹ lakh)	5.29	4.64

Note : Business ratios Calculated on Current Year Net Profit Rs. 174.76 Lakh Before reversal of Provisioning of Rs. 157.00 Lakh

b) Bancassurance business

(Amount ₹ in Lakhs)

Particulars	Current Year 2023-24	Previous Year 2022-23
Fees and brokerage	17.55	126.43

c) Marketing and distribution

The bank has not received fees/remuneration in respect of the marketing and distribution function (excluding bancassurance business) undertaken by them.



d) Disclosures regarding Priority Sector Lending Certificates (PSLCs) :

The Bank enter to purchase transaction of Priority Sector Lending Certificate during the year to fulfillment of priority sector obligation through RBI trading platform. There is no transfer of risk or loan assets in case of PSLC purchase.

Details of Priority Sector Lending Certificate (PSLC) purchased by the bank during the year 2023-24 as per RBI Master Directions – “Priority Sector Lending (PSL) – Targets and Classification Updated as on July 27, 2023”.

(Amount ₹ In Lakhs)

Type of PSLCs	31.03.2024
PSLC Agriculture	0.00
PSLC Small and Marginal farmers	1000.00
PSLC Micro Enterprises	0.00
PSLC General	0.00
TOTAL	1000.00

e) Provisions and contingencies

(Amount ₹ in Lakhs)

Provision debited to Profit and Loss Account	Current Year 2023-24	Previous Year 2022-23
i) Provisions for NPI	0.00	0.00
ii) Provision towards NPA	5.00	10.00
iii) Provision made towards Income tax	77.00	107.00
iv) Other Provisions and Contingencies (with details)		
i) Investment Depreciation Reserve (IDR)	0.00	84.00
ii) Provision for IT Infrastructure	5.00	5.00
iii) Standard Asset	5.00	10.00
iv) Special Reseve for IT	8.00	8.00
v) Silver Jubilee Celebration	35.00	0.00

f) Payment of DICGC Insurance Premium

(Amount ₹ in Lakhs)

Sr. No.	Particulars	Current Year 2023-24	Previous Year 2022-23
i)	Payment of DICGC Insurance Premium*	22.14	20.96
ii)	Arrears in payment of DICGC premium	0.00	0.00

* Insurance premium incudes GST

g) Disclosure of facilities granted to directors and their relatives

As per the notes to account point no. 26 (iii)

Palce : Ahmedabad

Date : 20/05/2024

For Kiran & Pradip Associates

Chartered Accountants

FRN: 112577W

Pradip Shah (Partner)

M. No.:- 035636

UDIN:-24035636BKFLFB5982

CASH FLOW STATEMENT FOR THE YEAR ENDED ON MARCH 31, 2024

(Amount in ₹)

Particulars	Current Year 31-03-2024	Previous Year 31-03-2023
A. Cash Flow from Operating Activities		
Net Profit/(Loss) after Tax and appropriations	1,74,76,518	1,57,94,146
Non-Cash Items Debited/Credit to Profit & Loss		
Depreciation	9,32,481	8,65,991
Incometax Provision	77,00,000	1,07,00,000
Provision for DTL	-30,172	22,812
Profit/Loss on Sale of Government Security	0.00	3,65,000
Profit/Loss on Sale of Assets	0.00	13,285
Provision for IT Infra Dev.	5,00,000	5,00,000
Provision for IDR Expenses	0.00	84,00,000
Provision for Special Reserve Fund	8,00,000	8,00,000
Provision against NPA	5,00,000	10,00,000
Provision for Silver Jubilee Celebration	35,00,000	0.00
Prov against Standard Asset	5,00,000	10,00,000
Adjusted For Operating Activities:		
Variation in Advances	45,02,836	-15,86,76,269
Variation in Interest Receivables	-10,16,558	39,56,225
Variation in Interest Payables	7,27,727	-26,07,851
Variation in Deposits in all accounts	11,65,96,144	10,26,86,747
Variation in Credit Bal of Loans & Advances	-10,41,236	-1,71,18,632
Variation in Other Payables	-2,94,68,677	52,02,481
Variation in Advance Payment	-35,381	0.00
Income tax Paid	-74,76,660	-1,05,68,576
Net Cash Flow from Operating Activities :	11,46,67,023	-3,76,64,641
B. Cash Flow from Investing Activities		
Variation to Fixed Assets	-7,69,817	-11,77,619
Variation in Govt. Investment	-2,00,05,375	1,49,13,026
Variation in Call Deposits with Banks	-12,50,00,000	5,00,00,000
Variation in Fixed Deposite	-1,50,20,002	6,75,00,000
Variation in Other Assets	10,49,10,218	-9,74,41,899
Net Cash Flow from Investing Activities :	-5,58,84,976	3,37,93,508
C. Cash Flow from Financing Activities		
Variation in Share Capital	15,14,700	27,82,200
Payment of Education Fund	-2,00,000	0.00
Variation in Nominal Member's Fees	-17,915	5,560
Dividend Paid	-55,14,271	-52,16,584
Net Cash Flow from Financing Activities :	-42,17,486	-24,28,824
Net Increase/(Decrease) in Cash or Cash Equivalents	5,45,64,561	-62,99,957
Cash & Cash Equivalents at the beginning of the year	9,61,74,700	10,24,74,657
Cash & Cash Equivalents at the end of the year	15,07,39,261	9,61,74,700
Net Increase/(Decrease) in Cash or Cash Equivalents:	5,45,64,561	-62,99,957

Note :

- The above cash Flow Statement has been prepared under the "Indirect Method" set out in Accounting Standard-3 issued by the Institute of Chartered Accountants of India.
- Previous Year's figures have been regrouped/ re-classified wherever necessary.
*Cash & Cash equivalent represent Cash in hand, Current Balance with Other Banks and Borrowing from Bank. Call Money and Fixed Deposits are not considered as the Cash & Cash equivalent as the same is Interest Bearing Deposit considered under the head Investing Activities



બેંકના સભાસદો તથા ખાતેદારો માટે અગત્યની સૂચના

- (૧) બેંકમાંથી ધિરાણ લેનાર તમામ સભાસદને તેમને લીધેલ ધિરાણની પાકતી મુદતની ખબર આપવામાં આવે છે. પરંતુ કોઈ સંજોગોમાં આવી ખબર ધિરાણ લેનારને મળી ન હોય તો તે માટે બેંક બિલકુલ જવાબદાર રહેશે નહીં.
- (૨) બેંકમાંથી ધિરાણ લેનાર તમામ સભાસદોએ હપ્તા અને વ્યાજ નિયમિત ભરપાઈ કરવાની ફરજ છે તેમજ ધિરાણ ખાતામાં જરૂરી દસ્તાવેજ જેવા કે સ્ટોક સ્ટેટમેન્ટ, બુક ડેબ્ટનું સ્ટેટમેન્ટ, વિમા પોલીસી વિગેરે સમયસર બેંકમાં રજૂ કરવા જરૂરી છે. બેંકને માહિતી પુરી નહીં પાડનાર તેમજ હપ્તા અને વ્યાજ સમયસર નહીં ભરનાર ધિરાણ લેનારની પ્રતિષ્ઠાને ગંભીર અસર થશે.
- (૩) ધિરાણ અરજી સાથે જરૂરી તમામ માહિતી તેમજ દસ્તાવેજો રજૂ કરવાથી ધિરાણ અરજીનો ઝડપી અને યોગ્ય નિર્ણય કરવામાં બેંકને સરળતા રહે છે. જેથી જરૂરી દસ્તાવેજો/પુરાવા અરજી સાથે અચૂક જોડવા.
- (૪) જામીન થનાર પ્રત્યેક સભાસદે જાણવું જરૂરી છે કે પોતે જે ધિરાણ લેનારના જામીન થાય છે તે ધિરાણની વ્યાજ સહિતની તમામ રકમ તથા તમામ ખર્ચાની રકમ બેંકને ચૂકવવા માટે અરજદાર જેટલા જ જામીનદાર પણ વ્યક્તિગત રીતે જવાબદાર છે.
- (૫) બેંકને ધિરાણ વસુલ કરવા માટે મિલકતની જપ્તી તેમજ લવાદી રાહે અગર કોઈ કોર્ટ મારફત પગલાં ભરવા ન પડે તે માટે નિયમિત પણે વ્યાજ અને હપ્તાની ચૂકવણી કરવી.
- (૬) પેઢી સભાસદો તથા ખાતેદારોએ પોતાની પેઢીના ભાગીદારીમાં ફેરફાર થાય કે તુરત જ નવા ભાગીદારી દસ્તાવેજની ખરી નકલ બેંકમાં રજૂ કરી સમયસર ફેરફાર કરાવી લેવો.
- (૭) જે સભાસદોએ ડિવીડન્ડ જમા કરવા માટે બેંકના ખાતા નંબર નોંધાવેલ ના હોત તો નોંધ કરાવવી અને જે સભાસદોએ ખાતું ન ખોલાવેલ હોય તો નવું ખાતું ખોલાવી અને ખાતા નંબરની નોંધ કરાવવી, જેથી ડિવીડન્ડની રકમ સીધી ખાતામાં જમા આપી શકાય.
- (૮) બેંકના સભાસદો તથા ખાતેદારોના સરનામામાં ફેરફાર થયેલ હોય તેઓએ ફેરફાર થયેલ નવીન સરનામાંની જાણ પુરાવા સાથે તાકીદે બેંકને કરવી.
- (૯) સભાસદોની બેંક દ્વારા રૂ. ૧ લાખનો પર્સનલ એક્સિડન્ટ વીમાની પોલીસી લેવામાં આવે છે, જે સભાસદનો અકસ્માત વીમો મેળવવાને પાત્ર હોય તો તેના નોમીનીએ તેની જે તે શાખામાં તુરત જ જાણ કરવી જેથી વીમો પાસ કરવામાં સમયમર્યાદાનો બાધ આવે નહીં.
- (૧૦) ખાતેદારો તથા સભાસદોએ એમના મોબાઈલ નંબર તેમજ ઈમેલ એડ્રેસની નોંધ બેંકમાં કરાવવી જરૂરી છે. જેથી **SMS Alert** સિસ્ટમથી ખાતાની લેવડ-દેવડની જાણ બેંક દ્વારા કરી શકાય અને સ્ટેટમેન્ટ ઓફ એકાઉન્ટ ઈ-મેઈલથી મોકલી શકાય.
- (૧૧) ટર્મ ડિપોઝીટ કે રીકેરીંગ ડિપોઝીટ ખાતેદારના બેંકના તમામ ખાતનું સંયુક્ત વ્યાજ વાર્ષિક રૂ. ૪૦,૦૦૦/- (૫૦,૦૦૦/- સીનીયર સીટીઝન માટે) કે તેથી વધુ થતું હોય અને તેમની વ્યાજ સાથેની આવક ઈન્કમેક્ષના નિયમ મુજબ ટેક્ષેબલ થતી ના હોય તો તેવા ખાતેદારોએ સમય મર્યાદામાં **Form No. 15G/15H** બેંકમાં જમા કરાવવાથી વ્યાજની આવકમાં થતી **TDS** ની કપાતમાંથી મુક્તિ મેળવી શકશે.
- (૧૨) ખાતેદાર તેમના ખાતાનું બેલેન્સ જાણવા માટે બેંકમાં રજીસ્ટર્ડ થયેલ મોબાઈલ નંબરથી ૯૯૨૧૭૦૮૦૬૦ નંબર ઉપર કોલ કર્યા બાદ ઓટોમેટીક કોલ બંધ થયા બાદ ખાતેદારના મોબાઈલ નંબર ઉપર **SMS**થી બેલેન્સની જાણ થશે. આ સુવિધા માટે કોઈ ચાર્જ લાગશે નહીં.
- (૧૩) **UPI, Rupay Debit Card** તથા મોબાઈલ એપ્લિકેશન ચાલુ કરેલ છે, તો તેનો લાભ લઈ વધુમાં વધુ ડીજીટલ ટ્રાન્ઝેક્શન કરવા માટે સર્વે સભાસદો અને ગ્રાહકોને વિનંતી છે.
- (૧૪) મોબાઈલ બેંકીંગ તથા **ATM** ટ્રાન્ઝેક્શન માટે બેંકે આપેલ **PIN** નંબર તથા **PASSWORD** ની ગુપ્તતા જાળવવી તે ગ્રાહકોના હિતમાં છે.
- (૧૫) જે સભાસદો બેંકમાંથી શેર સર્ટીફિકેટ લઈ ગયા નથી તેઓએ બેંકમાંથી મેળવી લેવા.
- (૧૬) દરેક ખાતાધારકોએ દર છ માસે ટ્રાન્ઝેક્શન કરવું જરૂરી છે નહિતર ખાતુ બે વર્ષ બાદ ઈન-ઓપરેટીવ થઈ જાય છે. જે નવેસરથી **KYC** આપ્યા બાદ ઓપરેટીવ થઈ શકે જેથી ખાતું ઈન-ઓપરેટીવ ન થાય તેનું ધ્યાન રાખવું.



ગુજરાત અંબુજા કો.-ઓપ. બેંક લિ.

PROGRESS AT A GLANCE

(Amount ₹ in Lakhs)

Year	Members	Share Capital	Reserve Funds	Deposits	Advances	Working Funds	Profit	Dividend	Audit Classification
1999-00	2851	38.79	0.16	325.65	153.13	377.10	-0.28	—	A
2004-05	3413	65.64	74.78	808.39	453.62	1054.46	31.94	10%	A
2009-10	3642	100.64	254.56	2284.90	964.45	2868.32	40.47	10%	A
2014-15	4472	270.03	591.50	4417.95	2358.82	5742.81	67.82	10%	A
2019-20	4848	491.87	895.07	10402.77	6814.40	12517.57	104.40	—	A
2020-21	4932	506.01	1036.14	13245.88	7646.00	15122.07	158.40	10%	A
2021-22	5014	537.24	1211.93	14475.74	7492.31	16698.74	145.34	10%	A
2022-23	5191	565.06	1423.26	15328.76	9079.07	17855.76	157.94	10%	A
2023-24	5279	580.21	1387.62	16484.30	9034.04	18907.67	174.77	10% (Proposed)	A

યાપણ ઉપર વ્યાજના દર (તા. ૦૧.૦૬.૨૦૨૪ થી અમલમાં)

૭ દિવસથી ૩૦ દિવસ	૩.૭૫%	૨૫ માસથી ૩૬ માસ સુધી	૭.૭૫%
૩૧ દિવસથી ૯૦ દિવસ	૪.૨૫%	૩૭ માસથી ૩૯ માસ સુધી	૭.૫૦%
૯૧ દિવસથી ૧૮૦ દિવસ	૫.૦૦%	૪૦ માસથી ૭ વર્ષ સુધી	૭.૨૫%
૧૮૧ દિવસથી ૧૨ માસ સુધી	૬.૨૫%	૫૦૦ દિવસ માટે	૭.૫૦%
૧૩ માસથી ૨૪ માસ સુધી	૭.૨૫%	સેવિંગ્સ ડિપોઝિટ	૩.૦૦%

(૧૨ મહિનાથી ઉપરની ડિપોઝિટ ઉપર સિનિયર સીટીઝન માટે ૦.૫૦% અને સુપર સનિયર સીટીઝન માટે ૦.૬૦% વધારે)

ધિરાણ ઉપર વ્યાજના દર

(તા. ૦૧.૦૩.૨૦૨૪ થી અમલમાં)

હાઉસિંગ લોન (નવું મકાન) રૂ. ૨૫ લાખ સુધી	૦૮.૯૫%	મશીનરી / શેડ લોન	૧૧.૫૦%
હાઉસિંગ લોન (નવું મકાન) રૂ. ૨૫ લાખથી ઉપર	૦૯.૩૫%	વ્યવસાય / મોર્ટગેજ લોન	૧૨.૦૦%
હાઉસિંગ લોન (વૃદ્ધ મકાન- દસ વર્ષથી વધુ) રૂ. ૨૫ લાખ સુધી	૦૯.૫૦%	રિયલ એસ્ટેટ પ્રોજેક્ટ ફાઇનાન્સ	૧૨.૫૦%
હાઉસિંગ લોન (વૃદ્ધ મકાન- દસ વર્ષથી વધુ) રૂ. ૨૫ લાખથી ઉપર	૦૯.૮૫%	ડોક્ટર / પ્રોફેશનલ	૧૦.૫૦%
HP, CC, BD કોલેટરલ સિક્યોરિટી સાથે ૪૯.૯૯ લાખ સુધી	૧૧.૨૫%	એજ્યુકેશન લોન	૦૯.૫૦%
HP, CC, BD કોલેટરલ સિક્યોરિટી સાથે રૂ. ૫૦.૦૦ લાખથી વધુ	૧૦.૭૫%	વ્યક્તિગત લોન / CC	૧૫.૦૦%
વાહન લોન		સિક્યોર્ડ કેશ કેડિટ	૧૨.૦૦%
(A) પોતાનો ઉપયોગ (રુ-વ્હીલર)	૧૨.૦૦%	મહિલા વિકાસ લોન	૧૦.૫૦%
(B) પોતાનો ઉપયોગ (ફોર વ્હીલર)	૦૯.૨૫%	HP/CC ડુ કોન્ટ્રાક્ટર	૧૨.૫૦%
(C) વાણિજ્યક ઉપયોગ	૧૨.૦૦%	OD અગેઇનસ્ટ FD (FDOD) FD દર ૦૧.૦૦% થી વધુ	

બેન્કર્સ

રીઝર્વ બેંક ઓફ ઇન્ડિયા
સ્ટેટ બેંક ઓફ ઇન્ડિયા
બેન્ક ઓફ બરોડા
યુનિયન બેંક ઓફ ઇન્ડિયા
આઇ.ડી.બી.આઇ. બેંક લિ.

એચ. ડી. એફ. સી. બેંક લિ.
આઇ.સી.આઇ.સી.આઇ. બેંક લિ.
ઇકવીટાસ સ્મોલ ફાઇનાન્સ બેંક લિ.
ફેડરલ બેંક લિ.

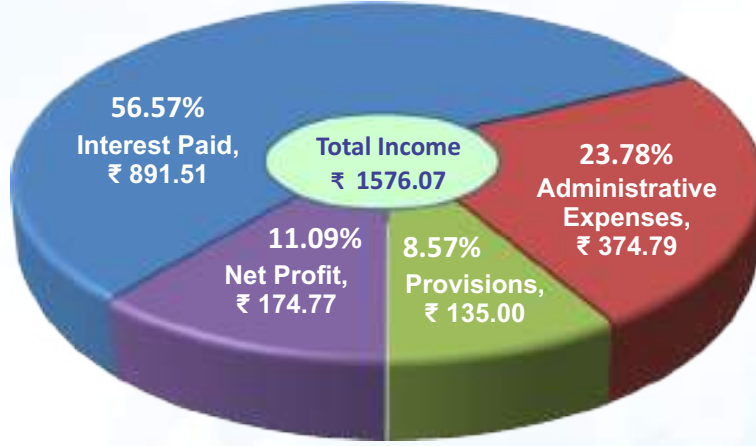
ધી ગુજરાત સ્ટેટ કો. ઓપ. બેંક લિ.
ધી અમદાવાદ ડિસ્ટ્રીક્ટ કો. ઓપ. બેંક લિ.
ધી મહેસાણા અર્બન કો. ઓપ. બેંક લિ.
ફિનકેર સ્મોલ ફાઇનાન્સ બેંક લિ.



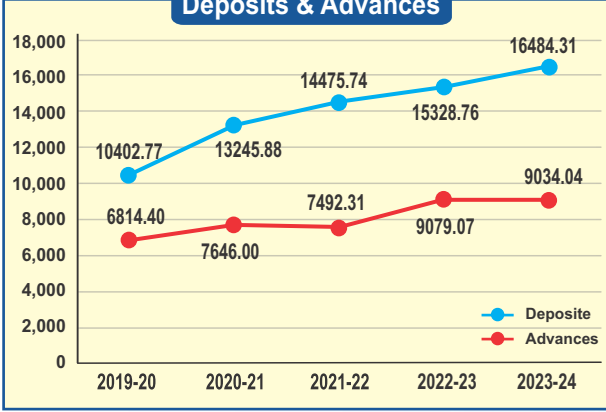
ગુજરાત અંબુજ કો.-ઓપ. બેંક લિ.

Amount ₹ in Lakhs

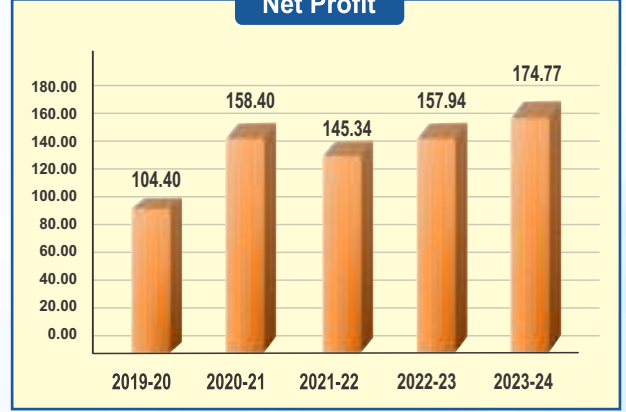
Distribution of Income FY 2023-24



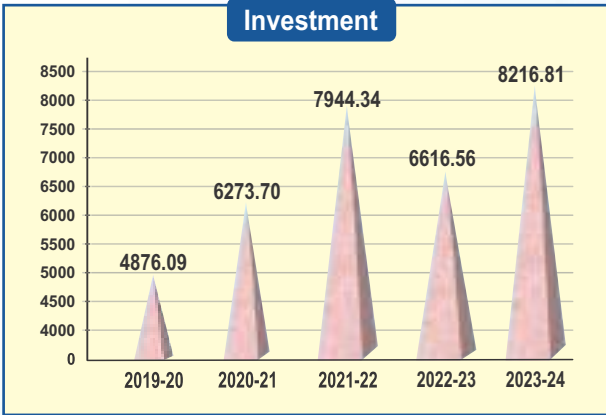
Deposits & Advances



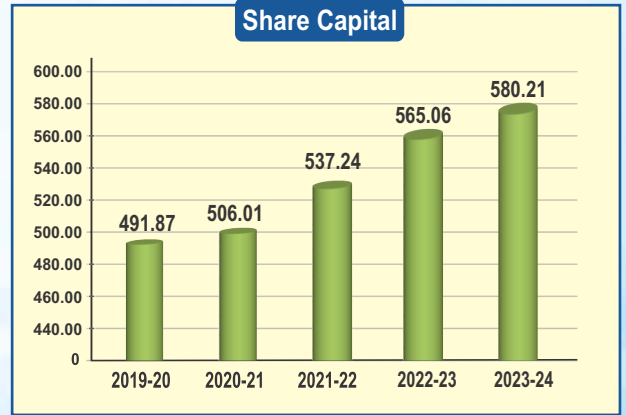
Net Profit



Investment



Share Capital



જ્યોતિર્ગમ્ય પ્લાન

(મેડીકલેઈમ વિમાની યોજના) ધી ન્યુ ઈન્ડિયા ઈન્સ્યુરન્સ કંપ. લી.

મેડીકલેઈમની રકમ રૂપિયા	પ્રીમિયમની રકમ રૂપિયા GST સાથે				
	વયમર્યાદા : ૧૮ થી ૩૫	વયમર્યાદા : ૩૬ થી ૪૫	વયમર્યાદા : ૪૬ થી ૬૦	વયમર્યાદા : ૬૧ થી ૬૫	વયમર્યાદા : ૬૬ થી ૭૦
૨ લાખ (સિલ્વર પ્લાન)	૭,૭૫૯	૯,૯૧૯	૧૫,૩૬૯	૧૯,૩૯૫	૨૦,૨૦૦
૩ લાખ (ગોલ્ડ પ્લાન)	૧૧,૦૯૪	૧૪,૧૮૨	૨૧,૯૭૨	૨૭,૭૨૮	૨૮,૮૭૮
૫ લાખ (પ્લેટીનમ પ્લાન)	૧૭,૭૪૭	૨૨,૬૮૯	૩૫,૧૪૭	૪૪,૩૫૨	૪૬,૧૯૧

Note: self-spouse + 2 dependent children upto 21 year

આ યોજના બેંકના તમામ સભ્યો તથા ગ્રાહકો માટે સ્વેચ્છાએ ઉપલબ્ધ છે. વધુ માહિતી માટે નજીકની શાખામાં રૂબરૂ મળો.



ગુજરાત અંબુજા કો.-ઓપ. બેંક લિ.



વર્ષ ૨૦૨૨-૨૩ની ૨૪મી વાર્ષિક સાધારણ
સભાને સંબોધતા ચેરમેનશ્રી
અમિતભાઈ એ. પટેલ (તા. ૧૩-૦૬-૨૦૨૩)

મહેસાણા મુકામે કસ્ટમર મીટમાં ગ્રાહકો સાથે
માહિતી આદાન-પ્રદાન કરતા બેંકના
ચેરમેનશ્રી, વાઇસ ચેરમેનશ્રી તથા હોદ્દેદારશ્રીઓ
(તા. ૨૫-૦૪-૨૦૨૪)



બેંકના કર્મચારીઓની ટ્રેનીંગ કમ વર્કશોપમાં
મોટીવેટ કરતા ચેરમેનશ્રી તથા ટ્રેનીંગ આપતા સી.ઇ.ઓ.શ્રી (તા. ૧૨-૦૫-૨૦૨૪)

ફી સેવાઓ

મોબાઇલ બેંકીંગ



ઇન્ટરનેટ
બેંકીંગ



RuPay
ડેબીટ કાર્ડ



IMPS - UPI



RTGS - NEFT



NACH - CTS



મીસ કોલ

૯૯૨૧૭૦૮૦૬૦



SMS એલર્ટ

આપની જરૂરીયાત મુજબ વિવિધ ધીરાણ યોજનાઓ

- બિઝનેસ ટર્મલોન
- એજ્યુકેશન લોન
- હાઉસીંગ લોન
- વ્હીકલ લોન
- હાયપોથીકેશન (કેશ ક્રેડીટ)
- મશીનરી લોન - પ્રોજેક્ટ લોન
- સીક્યોર્ડ ઓવરડ્રાફ્ટ
- મહિલા વિકાસ યોજના
- પર્સનલ લોન
- પ્રોજેક્ટ લોન



કોઇ પણ છુપા ચાર્જ વગર

ઓછું અને ઘટતી જતી બાકી રકમ ઉપર વ્યાજ

સરળ અને ઝડપી ધીરાણ

પ્રતિ,

બુક-પોસ્ટ
(પ્રિન્ટેડ મેટર)

પ્રેષક :



ગુજરાત અંબુજા કો.-ઓપ. બેંક લિ.

હેડ ઓફિસ : ૧-૨-૩, નવરંગ ટાવર, પહેલો માળ, સતાધાર ચાર રસ્તા પાસે, સોલા રોડ, ઘાટલોડિયા, અમદાવાદ-૩૮૦ ૦૬૧.